

Public Opinion Poll No (91)

The Palestinian Center for Policy and Survey Research (PSR) is an independent nonprofit institution and think tank of policy analysis and academic research. PSR was founded with the goal of advancing scholarship and knowledge on immediate issues of concern to Palestinians in three areas: domestic politics and government, strategic analysis and foreign policy, and public opinion polls and survey research. The center engages in several activities. It conducts academic and policy analysis studies. It organizes socio-political surveys and public opinion polls on current Palestinian political and social attitudes. It sponsors study groups and task forces on issues of critical importance to the Palestinians. Finally, it organizes conferences, public lectures, and briefings on current public policy issues. PSR is dedicated to promoting objective and nonpartisan research and analysis and to encouraging a better understanding of Palestinian domestic and international environment in an atmosphere of free debate and exchange of ideas.

This poll is part of PSR series of regular polls.

This poll has been conducted in cooperation with the Konrad-Adenauer-Stiftung in Ramallah



For further information, please contact

Dr. Khalil Shikaki or Walid Ladadweh
at the Palestinian Center for Policy and Survey Research

Ramallah, Palestine
Telephone 02 296 4933

e-mail: pcpsr@pcpsr.org
<http://www.pcpsr.org>

With humanitarian conditions in the Gaza Strip worsening, support for Hamas declines in the West Bank and the Gaza Strip; and as support for armed struggle drops in both the West Bank and the Gaza Strip, support for the two-state solution rises in the Gaza Strip only. Nonetheless, wide popular support for October the 7th offensive remains unchanged and the standing of the Palestinian Authority and its leadership remains extremely weak.

5-10 March 2024

These are the results of the latest poll conducted by the Palestinian Center for Policy and Survey Research (PSR) in the West Bank and the Gaza Strip between 5-10 March 2024. The period leading up to the poll witnessed the continuation and expansion of the war on the Gaza Strip to include a ground offensive in the center and south of the Gaza Strip, with few exceptions. This development led to an worsening of the humanitarian suffering, the displacement of hundreds of thousands more, the killing of some thirty thousand, mostly women and children, and the arrival of signs of famine in the northern Gaza Strip, which has received little food aid delivery. There were also fears of the magnitude of the catastrophe that may befall the Rafah area if the ground war spreads to it. South Africa has filed a complaint against Israel at the International Court of Justice accusing it of genocide against the Palestinian people in the Gaza Strip. Efforts to reach a ceasefire before the start of Ramadan have failed during this period, although these efforts led by Qatar, Egypt and the United States have continued. Talk of the day after the war continued with little progress. But talk of the need to revitalize the Palestinian Authority (PA) led to the resignation of Mohammad Shtayyeh's government and talk of possible alternatives. Meanwhile, restrictions on the movement of Palestinians in the West Bank continued, as the entrances to most towns and villages were blocked by the Israeli army in order to prevent residents from accessing the main roads. Settler violence against Palestinian towns and villages in certain vulnerable parts of areas B and C also continued.

This poll covers all these issues, in addition to others such as the peace process and the alternatives options available to the Palestinians in light of the current stalemate in that process.

To ensure the safety of our data collectors in the Gaza Strip, we have restricted the interviews with residents and displaced persons to specific areas where there was no on-going daily fighting. These areas included the Rafah area, parts of the Khanyounis area, the central Gaza Strip, and all shelters in these areas. Our data collectors were not deployed in the besieged northern Gaza area nor in parts in the central Gaza Strip and parts in the Khanyounis area that saw daily fighting or Israeli army deployment.

The data collection dates were selected carefully in the hope that the interviews would be conducted under two different conditions: continued war and a ceasefire. We hoped (1) to be able to document and measure the change that might be generated by the ceasefire, which we expected to take place on the first day of the month of Ramadan, and (2) to be able to compare the findings under the two conditions. Therefore, half of the interviews were completed during the first three days of data collection. At that point, on the fourth day, 8 March, we suspended data collection in order to assess the prospects for a ceasefire. On that day, we concluded that no ceasefire would take place as we originally expected. Therefore, we resumed data collection on the fifth day and continued until 10 March.

The sample size of this poll is 1580 adults, of whom 830 were interviewed face to face in the West Bank (in 83 locations) and 750 in the Gaza Strip (in 75 locations). Given the uncertainty about the population distribution in the Gaza Strip, we almost doubled the size of the sample in that area in order to lower the margin of error, which stands at +/-3%. The combined West Bank-Gaza Strip data file was reweighted to reflect the actual proportionate size of the population in the two Palestinian areas. Therefore, the sample is representative of the residents of the two areas.

For further details, contact PSR director, Dr. Khalil Shikaki, or Walid Ladadweh at tel. 02-296 4933 or email pcpsr@pcpsr.org

Methodology of data collection in the Gaza Strip:

Seventy-five locations were selected from among those in Rafah, Deir al-Balah, Mawasi Khan Younis, and the displaced persons who were forced by the Israeli army to relocate into these areas. These communities were either “counting areas,” according to the classification of the Palestinian Central Bureau of Statistics, as the case was in Rafah and some areas of Deir al-Balah, or gatherings of displaced persons in shelters, that are schools or institutions affiliated with the government or UNRWA, or tent gatherings distributed in the areas of Rafah. The sample was drawn according to the following methodology:

- 1) In the shelters, a regular random sample was selected from the lists of these locations, representing all the shelters in Rafah, Deir al-Balah and Mawasi Khan Younis, and the number of these locations was 42.
- 2) In the “counting areas” specified by the Palestinian Central Bureau of Statistics, the number of selected locations was 14 representing a previously selected sample in those areas.
- 3) On top of that, we identified additional “sampling areas,” including tent clusters in Rafah, where satellite images showed the areas of these communities. Maps were drawn and divided into blocks; 19 blocks were randomly selected, on a regular basis, for interview..

In each shelter, counting or gathering area, 10 people were randomly selected on a regular basis for interviews. The rejection rate, those refusing to be interviewed, stood at 9%.

Summary of the Main Findings

As in our previous poll, conducted three months ago, most of the questions asked in the first quarter of 2024 revolved around October the 7th offensive and the subsequent Israeli war and ground invasion of the Gaza Strip, the unprecedented humanitarian suffering of the population, the horrors and atrocities of the war, the debate about the future of the Gaza Strip after the war, the likely repercussions of an Israeli ground offensive in Rafah, the South African case before the International Court of Justice, and public satisfaction with the performance of the various relevant actors during the war. One of the surprising developments documented in this poll is that the differences between the attitudes of West Bankers compared to Gazans have narrowed on most of these issues. One reason for this might have been the fact that the data in the West Bank, for the previous poll, was collected during the release by Israel of West Bank prisoners as part of the Hamas-Israel ceasefire agreement. Other than the ceasefire, no equivalent development was unfolding in the Gaza Strip at that time. This poll also examined the impact of the war on the internal balance of power, support for the Palestinian leadership, and the Palestinian-Israeli relations and the peace process.

We begin with the humanitarian and living conditions. Conditions in the Gaza Strip continue to worsen. The poll shows that the majority of Gazans are still unable to find food, that the shelters where they now live lack most of the basic needs, and that efforts to have access to some of the basic needs involve great difficulties and risks. It is also worth noting that there are significant complaints of discrimination, on political grounds, in the distribution of humanitarian aid. But perhaps the most disturbing is that fact that almost 80% of Gazans report that at least one of their family members have been killed or injured. Three months ago, only 64% reported the same. Indeed, 60% report today that at least one family member has been killed. Almost two-thirds blame Israel for their suffering and most of the others blame the US; in the Gaza Strip, only 9%, a 10-point drop from our previous poll, blame Hamas.

While support for Hamas' offensive on October the 7th remains as high as it was three months ago, Palestinian support in the West Bank has in fact dropped by 11 points while, surprisingly, support in the Gaza Strip has increased by 14 points. It is clear from the findings however, that support for the offensive does not mean support for Hamas. Instead, the findings show that three quarters of the Palestinians believe that the offensive has put the Palestinian-Israeli issue at the center of attention after years of neglect at the regional and international levels.

As we have found in the previous poll, almost all Palestinians think Israel is committing war crimes while almost all believe Hamas is not committing war crimes in the current war. Moreover, more than 90% believe that Hamas did not commit any atrocities against Israel civilians during its October the 7th offensive. Only one in five Palestinians has seen videos showing atrocities committed by Hamas. Only one fifth of those who did not see the videos had access to such videos but decided not to see them; the rest report that the media they watched did not show these videos. The findings show that those who have seen the videos are almost 10 times more likely to think that Hamas men have committed atrocities on October 7.

We explored possible ramifications of an Israeli ground offensive in Rafah. The findings show that only one quarter of Gazans think an Israeli ground operation in Rafah would lead to a mass rush to the border with Egypt. Indeed, 70% of Gazans say that even if the Rafah-Egypt barrier is to collapse they would not seek safety in Egypt. Perhaps one reason for the reluctance to cross the border is the fact that almost 70% of Gazans think the Egyptian army and police will shoot at those crossing the borders.

The vast majority is satisfied with the South African efforts to take Israel to the International Court of Justice (ICJ) accusing it of genocide. But two thirds of the public express dissatisfaction with the court's decision that did not ask Israel to abide by a ceasefire. Moreover, less than 40% think the ICJ will eventually convict Israel of genocide. But even if convicted, more than 70% of the Palestinians think Israel will not reassess its continued occupation of the Palestinian territories.

The findings show that while half of the West Bankers are optimistic about a ceasefire soon, only a little over a quarter of Gazans express the same expectation. Indeed, the largest percentage of Gazans (38%) expects the war to continue. Surprisingly however, while less West Bankers expect Hamas to win, compared to our findings three months ago, more Gazans express that expectation today. Indeed, Gazans' expectation that Israel will win the war has dropped by one third.

Furthermore, while less West Bankers think today, compared to three months ago, that Hamas will remain in control of the Gaza Strip in the future, more Gazans now think Hamas will be in control. Indeed, almost 60% of Gazans think that. When asked about their own preference, Gazans' support for continued Hamas control over the Gaza Strip has increased to more than 50%, a 14-point rise. Indeed, given the magnitude of the suffering in the Gaza Strip, this seems to be the most counter intuitive finding of the entire poll. Nonetheless, it is consistent with the increase in the percentage of Gazans who think Hamas will win the current war. This is particularly interesting because the opposite happened in the West Bank, with the preference for Hamas staying in control dropping significantly while West Bankers' expectations that Hamas will win dropped by 14 points.

As we did in our previous poll, we asked in the current one about public satisfaction with the role played during the war by various Palestinian, Arab/regional, and international actors. The findings show similar results, with the satisfaction with Hamas and Yahya Sinwar remaining very high. By contrast, satisfaction with Fatah and president Abbas remains very low. At the regional level, satisfaction with Yemen and Qatar increases while satisfaction with Iran, Jordan, and Egypt remains low. Indeed, satisfaction with Egypt in particular has drops by half in both the West Bank and the Gaza Strip. None of the international players, including Russia, receive high satisfaction. The findings continue to show almost zero satisfaction with the US.

We explored the impact of the war on the internal Palestinian balance of power. The current poll indicates a significant change compared to the previous one. In total, only one third of the Palestinians support Hamas today, an 11-point drop. The drop has been almost equal in the West Bank and the Gaza Strip. However, Fatah does not benefit from the drop in support for Hamas as its own support remains unchanged compared to our findings three months ago. It is worth remembering that our previous poll was conducted during the release of Palestinian women and children as part of the Hamas-Israel ceasefire agreement. Undoubtedly, Hamas' popularity benefited greatly as a result of that deal.

At the leadership level, the current poll also shows significant change. The most important change is the rise in support for Marwan Barghouti. In presidential elections against current president Mahmoud Abbas and Hamas' leader Ismail Haniyeh, Barghouti wins the majority of those participating in the elections. In a two-way competition between Barghouti and Haniyeh, the former wins by more than 60% of the participating voters. These findings indicate an 11-point rise in the vote for Barghouti among voters and an 8-point drop in the vote for Haniyeh. By contrast, in the two-way competition is between Haniyeh and Abbas, the former wins 70% of the participating voters. Indeed, the demand for the resignation of president Abbas, while declining a little in the Gaza Strip, has increased slightly in the West Bank.

Also domestically, the resignation of the Shtayyeh government is not seen as a sign of reform and the vast majority rejects the appointment of Mohammad Mustafa as prime minister. More than 60% of the public want a government that is neither under the control of a political party nor under the control of president Abbas. Two thirds continue to express the belief that the PA is now a burden on

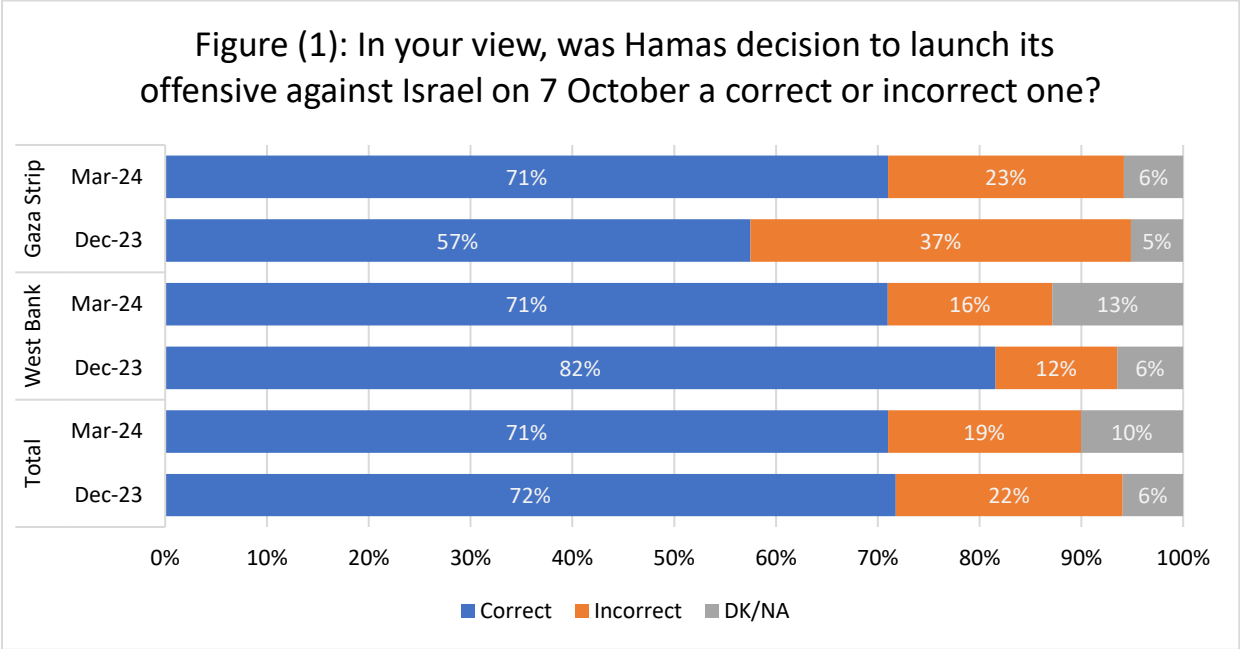
the Palestinian people and the majority favors its dissolution. Finally, perception of personal and family safety and security in the West Bank keep dropping, as 9 out of 10 West Bankers say they do not feel safe or secure.

On Palestinian-Israeli relations, the findings are also different than those reported in our previous poll three months ago. Two findings are worth noting: support for the two-state solution has increased significantly and support for armed struggle has dropped significantly. However, the increased support for the two-state solution, while dramatic, came only from the Gaza Strip, a 27-point increase, while remaining stable in the West Bank. Given three choices for ending the Israeli occupation, the current findings indicate a 17-point decrease in support for armed struggle; a 5-point rise in support for negotiations; and a 5-point rise in support for non-violence. The drop in three months in support for armed struggle comes equally from the West Bank and the Gaza Strip.

(1) October the 7th and the War in Gaza:

1. Support for Hamas’ decision to launch the October the 7th offensive remains unchanged:

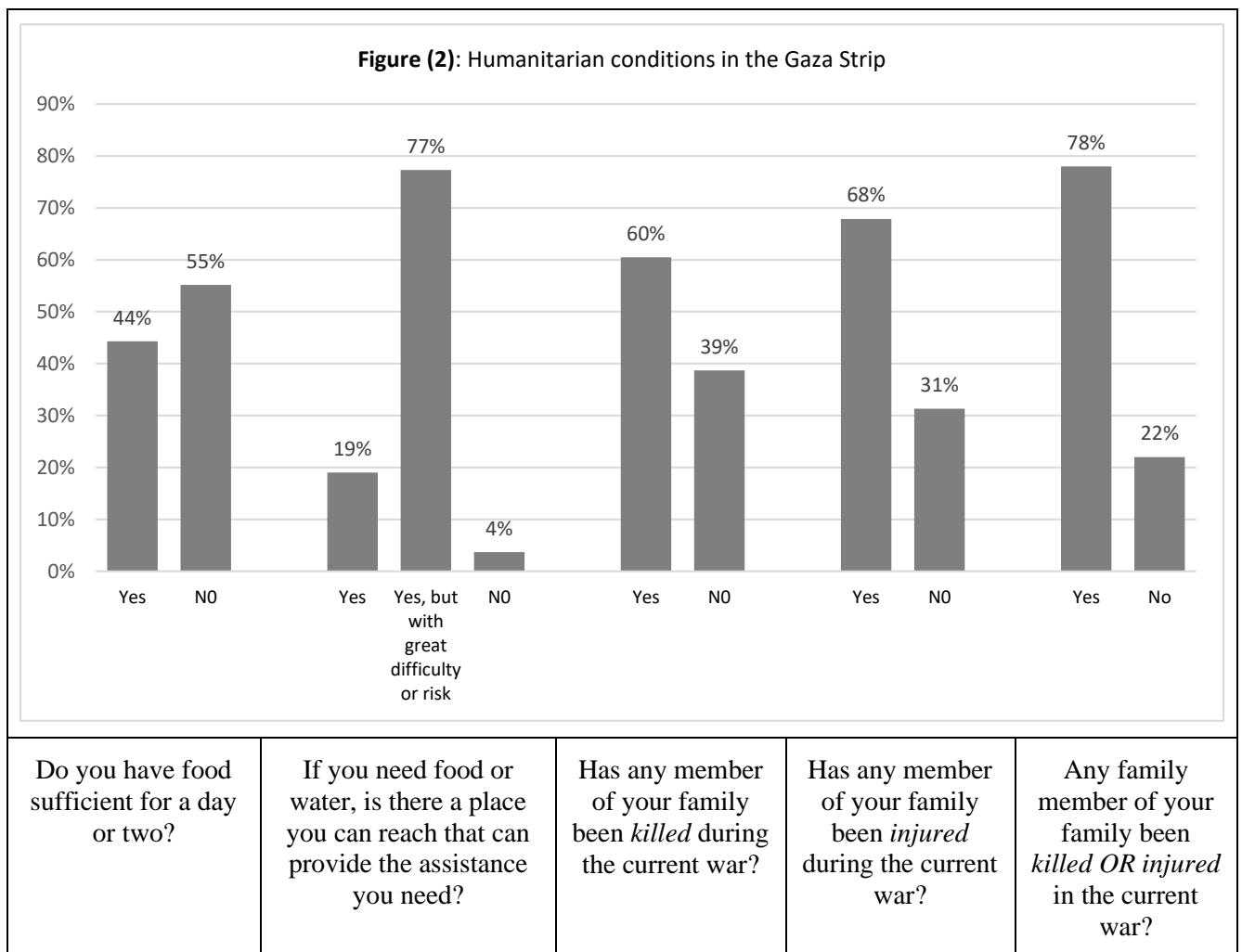
- As we did in our previous poll three months ago, we asked the respondents in this poll what they thought of Hamas’ decision to launch the October the 7th offensive. A vast majority of 71%, compared to 72% in December 2023, say it was correct. However, despite the stability of the total response, the findings do show significant change when looking at the two areas separately. As the figure below shows, the perception that the decision of the offensive was correct drops in the West Bank by 11 points and increases in the Gaza Strip by 14 points.



- The continued and consistent support for Hamas’ offensive despite significant changes in public attitudes during the past three months, including a significant decline in Hamas’ popularity in both the West Bank and the Gaza Strip, as we will see later in this report, can be partially explained by the findings regarding a question about the diplomatic fallout from that offensive and the Israeli response to it. We asked the public if it thinks that “the war on Gaza since October 7 has revived international attention to the Israeli-Palestinian conflict that it could lead to increased recognition of Palestinian statehood.” Three quarters say “yes”; only 22% say “no.”

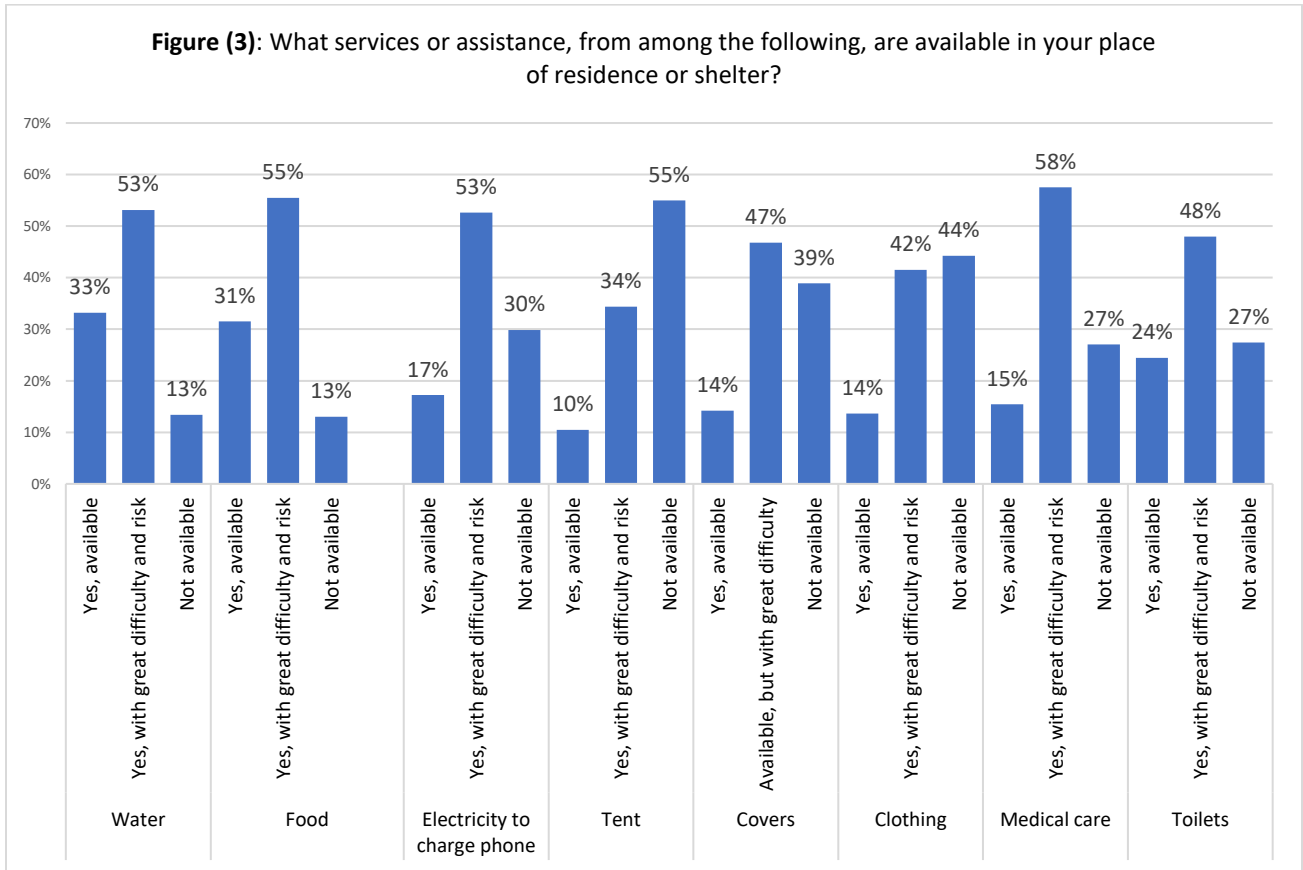
2. Humanitarian conditions in the Gaza Strip:

- Only 44% of Gazans say they have enough food for a day or two and 55% say they do not. These are almost identical to the same findings we obtained three months ago. It is worth remembering that we did not conduct any interviews in the besieged northern parts of the Gaza Strip.
- When they need food or water, only 19% of Gazans say they can reach a place where they can have access to assistance; another 77% say they can but with a great difficulty or risk, and 4% say they cannot.
- Sixty percent of all Gazans say a member of their family has been killed during the current war. In a separate question, 68% say a member of their family has been injured. When combining the two questions, the findings show that 78% say a member of their family has been either killed or injured; only 22% of Gazans say none of their family members have been killed or injured. Three months ago, 64% of Gazans said a member of their family had been killed or injured during the current war.



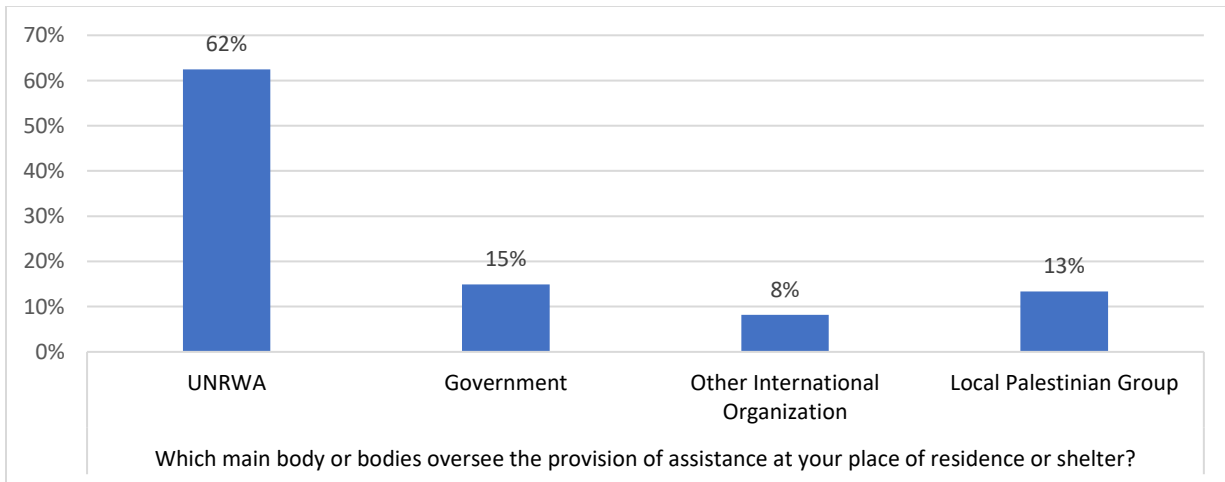
- We asked Gazans about the availability of essential needs: water, food, electricity, tents, covers, clothing, medical care, and toilets. Those who said “Yes, available” ranged between 10% for tents and 33% for water. But the largest percent said these needs are available but with great difficulty and risk. This was particularly the case for medical care, tents, food,

water, and electricity. The needs that seem unavailable at all for the largest percentage of Gazans are tents, clothing, and covers.

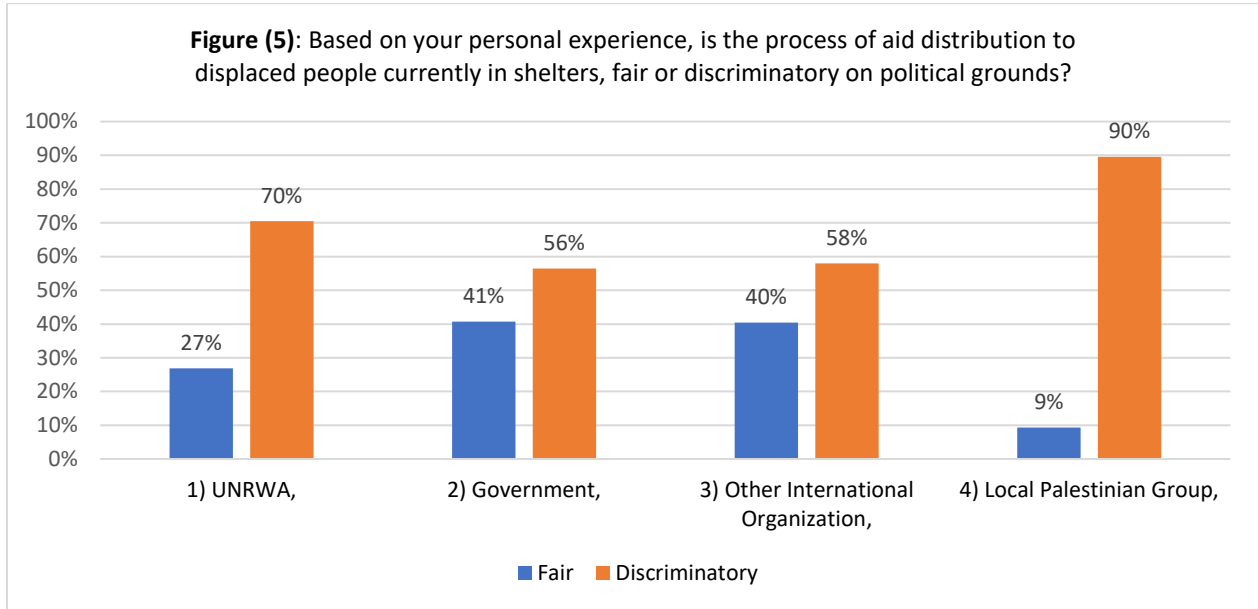


- We asked those in shelters about the identity of the organizers in charge. The majority of the respondents (62%) said it was UNRWA, 15% said it was government, 13% local Palestinian group, and 8% said other international organization.

Figure (4): Shelters' organizers



- We asked respondents to assess, based on their personal experience, the fairness of aid distribution to displaced residents currently in shelters. The vast majority (70%) said it was discriminatory while only 27% said it was fair. When we crosstabulated these responses based on the identity of the shelters’ organizers, it becomes clear, as shown in the following figure, that greatest complaint (90%) comes from those in shelters organized by local Palestinian groups, followed by those organized by UNRWA, other international organizations, and the government.

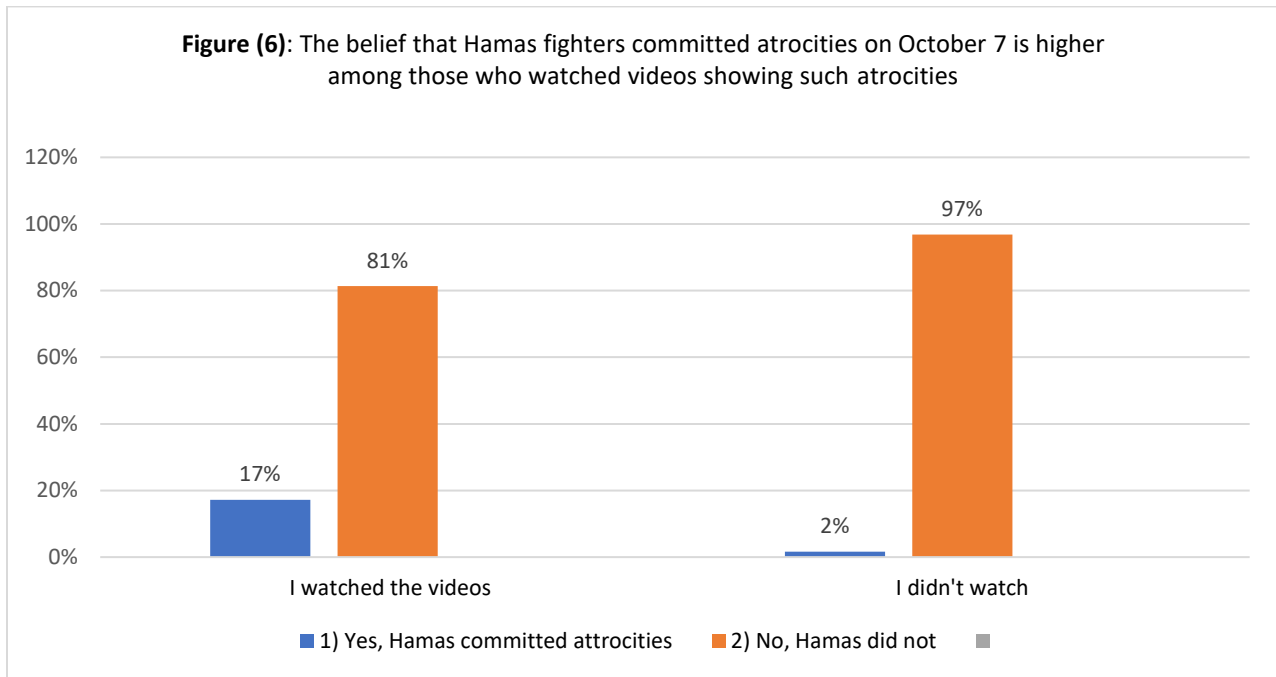


- A majority of 64% (compared to 52% three months ago) blames Israel for the current suffering of Gazans in the current war while 20% (compared to 26% three months ago) place the blame on the US; only 7% (compared to 11% three months ago) place the blame on Hamas, and 6% (compared to 9% three months ago) blame the PA. It is worth noting that the percentage of Gazans who place the blame on Hamas has dropped from 19% to 9%.

3. War crimes and atrocities:

- As we found in the previous poll, almost all Palestinians (94% think Israel has committed war crimes during the current war. By contrast, only 5% (compared to 10% three months ago) think Hamas also committed such crimes; 4% think Israel has not committed such crimes and 91% think Hamas did not commit war crimes during the current war.
- 80% (compared to 85% in December 2023) say they did not see videos, shown by international news outlets, showing acts committed by Hamas against Israeli civilians, such as the killing of women and children in their homes; only 19% (11% in the West Bank and 30% in the Gaza Strip) saw these videos.
- We asked those who did not see the videos to tell us the reasons they have not seen them: 60% said that the media they watched did not show them while 20% (14% in the West Bank and 31% in the Gaza Strip) said that they did not want to watch them.
- When asked if Hamas did commit these atrocities that are seen in these videos, the overwhelming majority (93%) said no, it did not, and only 5% said it did. As shown in the figure below, the belief that Hamas fighters have committed atrocities against civilians is

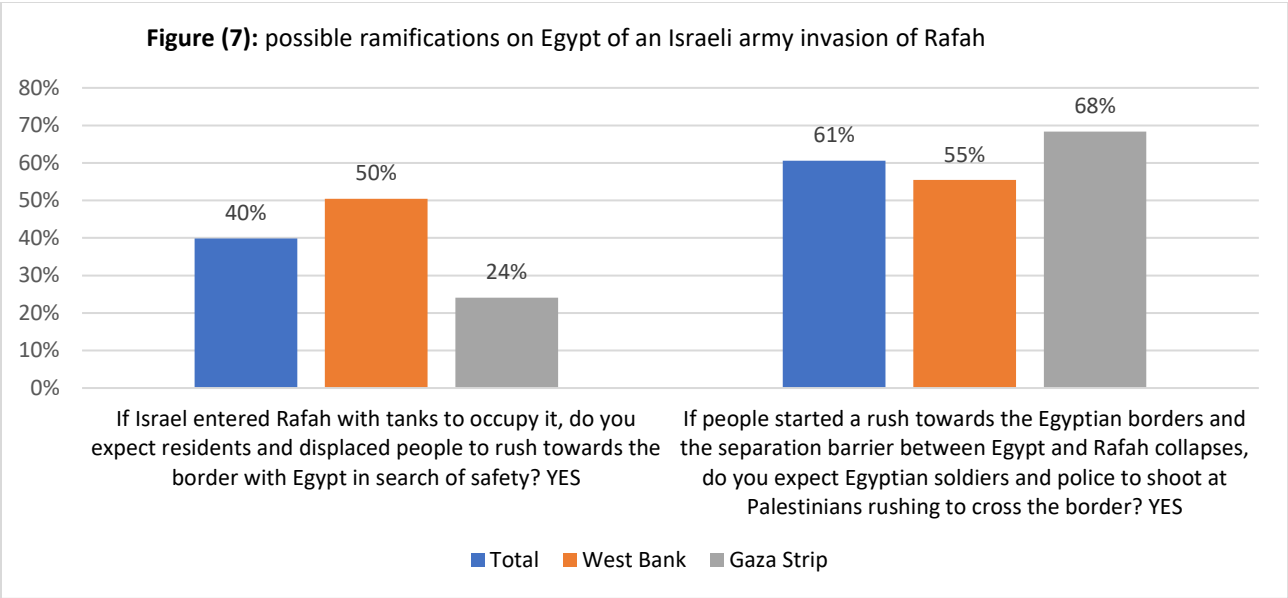
higher among those who did watch videos showing such atrocities (17%) compared to those who did not (2%).



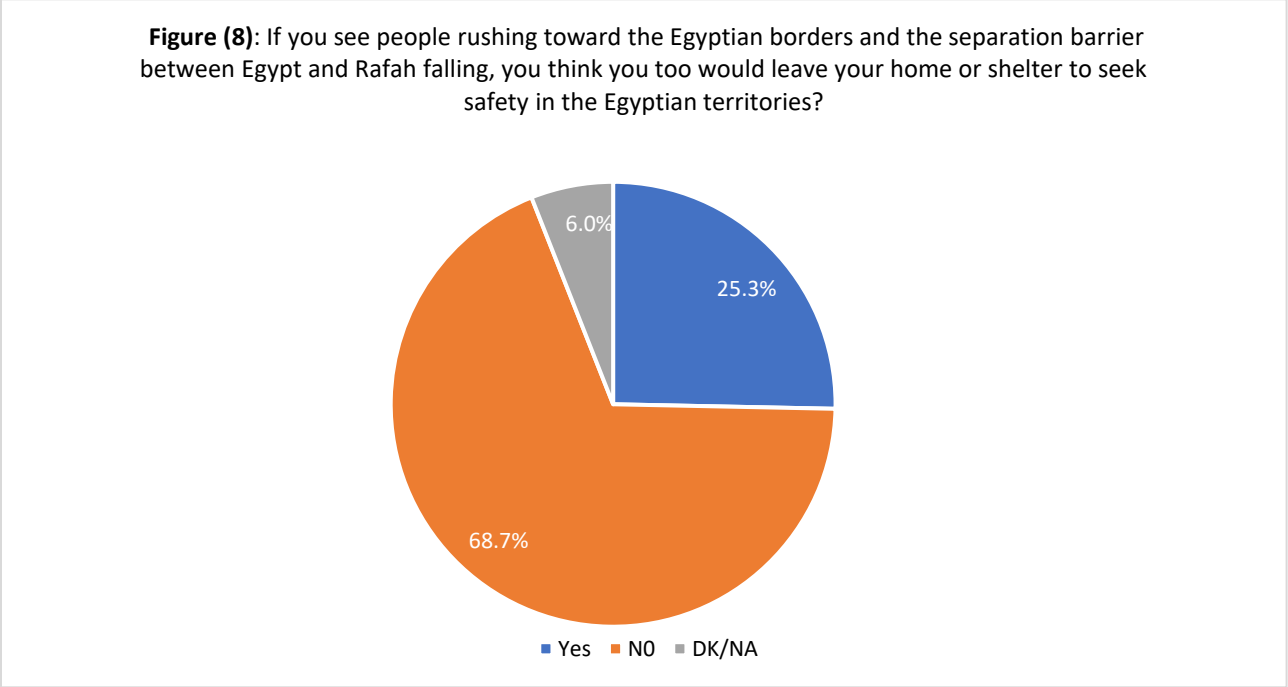
4. Possible ramifications of an Israeli ground invasion of Rafah:

We explored three possible ramifications of an Israeli invasion of Rafah: people rushing to cross the border with Egypt, perception of likely Egyptian police and army response to such development, and the likely behavior of the residents and displaced person when they see people crossing the border toward Egypt:

- We asked the public to speculate about the likely behavior of Rafah residents and displaced persons in the event of an Israeli invasion of that city: would these people in this case rush to safety on the Egyptian side? While half of the West Bankers expect them to do so, only 24% of Gazans say residents and displaced person would rush towards the border and cross to safety in Egypt. In total, 40% said they think they would and 51% said they think they would not.
- We then examined public perception of the likely behavior of the Egyptian army and police, on the other side of the border, when seeing masses of people rushing and crossing the border into Egypt. Findings show a majority of 61% thinks the Egyptian army and police would indeed shoot at those crossing the borders. Gazans are more likely than West Bankers to think so, 68% and 55% respectively.



- We asked Gazans about their own behavior if they see people rushing toward the Egyptian border and seeing the separation barrier between Egypt and Rafah falling, would they leave home or shelter in search of safety and cross the borders with the others? Almost 70% said no, they would not; only 25% said yes, they would.



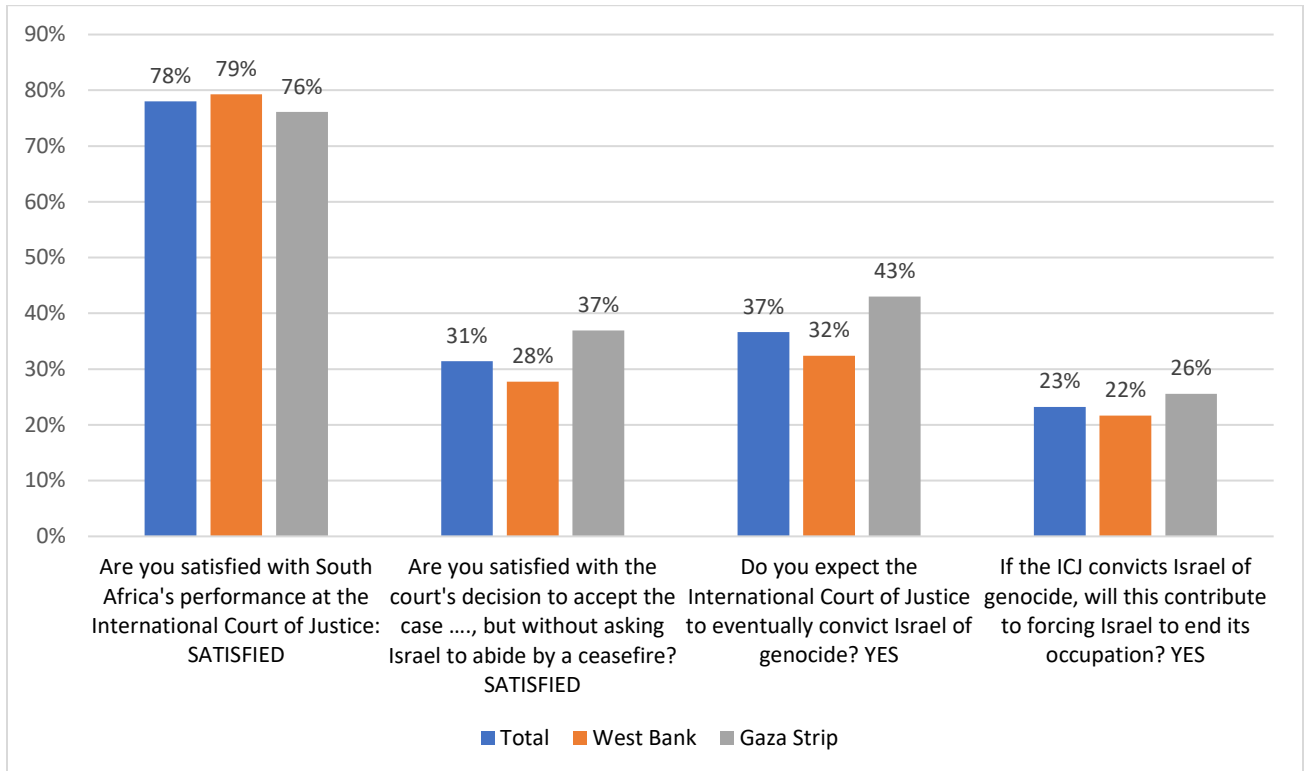
5. South Africa and the case of genocide at the International Court of Justice

- We asked the public about its satisfaction or dissatisfaction with South Africa for bringing the case of genocide against Israel to the international Court of Justice (ICJ). The vast majority (78%) expressed satisfaction; only 19% expressed dissatisfaction. But almost two thirds of the public (65%) expressed dissatisfaction with the court’s decision that did not ask Israel to abide by a ceasefire; only 31% expressed satisfaction with the court’s decision.

Moreover, only 37% expressed the belief that the ICJ would indeed eventually convict Israel of genocide. A majority of 59% said it did not expect the ICJ to issue such a conviction.

- Finally, when asked if such conviction, if it happens, would contribute to force Israel to consider ending its occupation of the Palestinian territories in the West Bank and the Gaza Strip, a majority of 72% said no; only 23% said yes. It is noticeable that Gazans, as shown below, show a little more satisfaction with the court’s decision and optimism regarding the likely court decision and the impact of such a decision on the larger question of the Israeli occupation of the Palestinian territories.

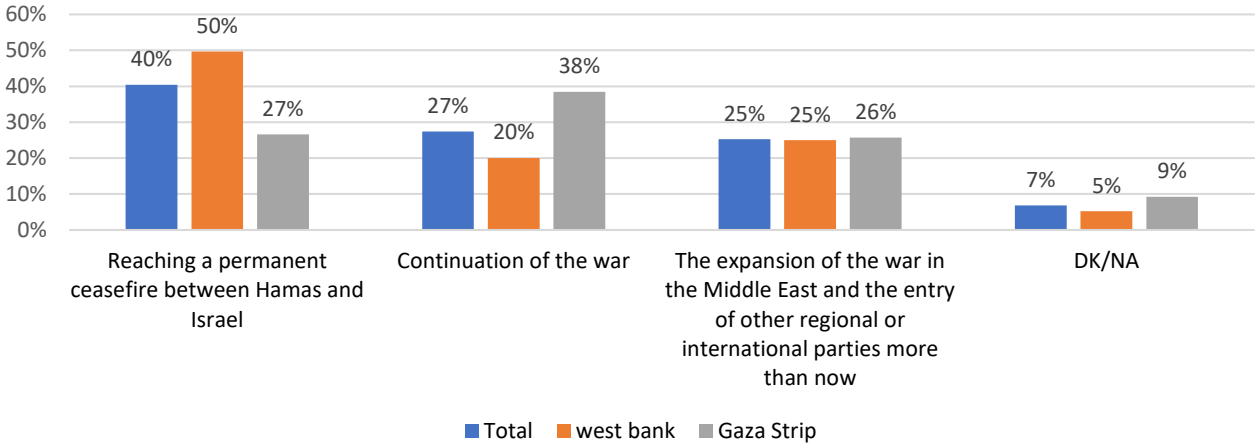
Figure (9): Attitudes toward South Africa’s case of genocide at the ICJ



6. Expectations regarding the ceasefire and who will win the war

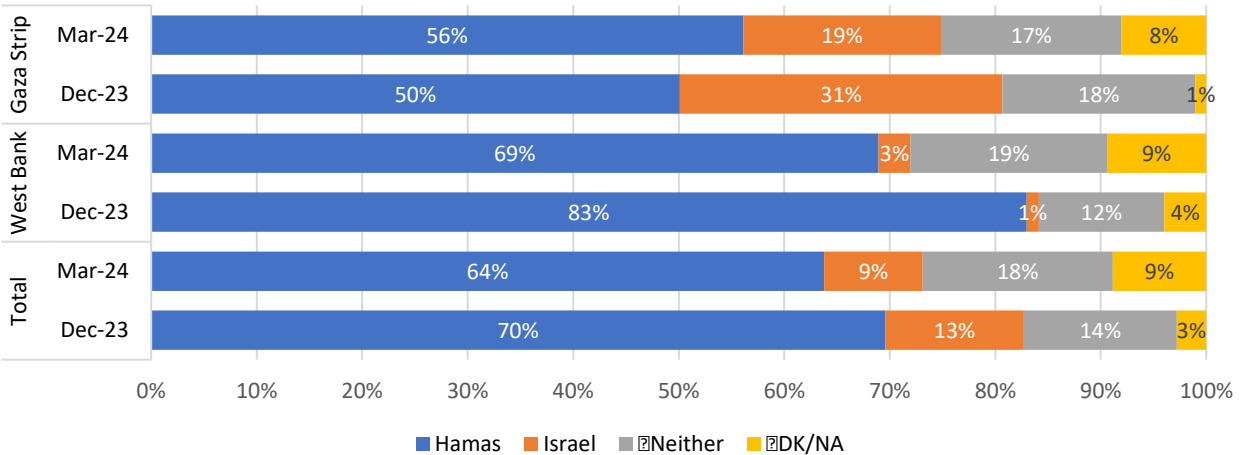
- We asked the public about its expectations for the following weeks and months regarding the war and the prospects for a ceasefire. The largest percentage (40%) expect Israel and Hamas to reach a permanent ceasefire while 27% expect the continuation of the war and 25% expect the expansion of the war to include other regional and non-regional states and actors. The expectations of a ceasefire is much higher in the West Bank than in the Gaza Strip, 50% and 27% respectively. The largest percentage of Gazans (38%) expects the war to continue while only 20% of West Bankers expect that.

Figure (10): In light of the current war conditions in the Gaza Strip and the ceasefire negotiations, what do you expect to happen in the coming weeks and months?



- As we did in December 2023, we asked in the current poll “who will win” this war. Today, the majority expects Hamas to win. But it is a little smaller majority than we found three months ago, 64% and 70% respectively. It is worth noting, as indicated in the figure below, that today, more Gazans expect Hamas to win than three months ago, 56% and 50% respectively. By contrast, today, less West Bankers expect Hamas to win than three months ago, 69% and 83% respectively. It is worth noting also that while almost no one in the West Bank expect Israel to win the current war, almost one fifth (19%) of Gazans expect Israel to win. The current percent of those Gazans who expect Israel to win is more than a third less than the case three months ago, 19% and 31% respectively.

Figure (11): In your opinion, in this war, who will emerge victorious, Hamas or Israel?

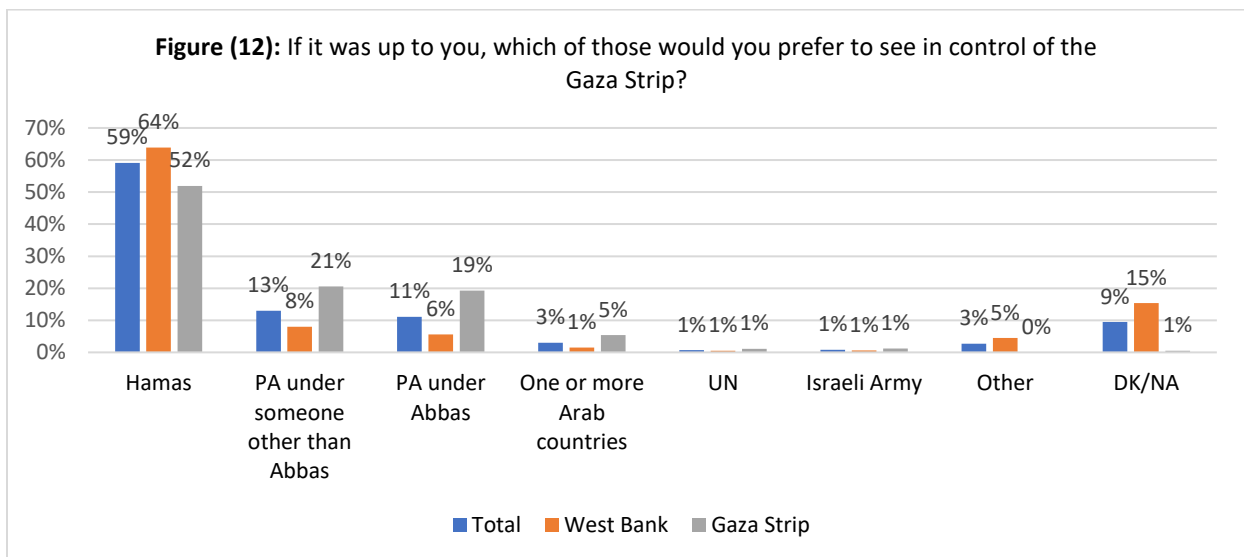


7. “The Day After:” Who will rule Gaza after the war?

- We asked the respondents to speculate about the party that will be in control of the Gaza Strip in the day after the end of the current war. Gazans and West Bankers agree by 59%, for each side, that it will be Hamas. This represents a drop of 5 points compared to our findings three months ago. The drop came from the West Bank, declining by 14 points while in the

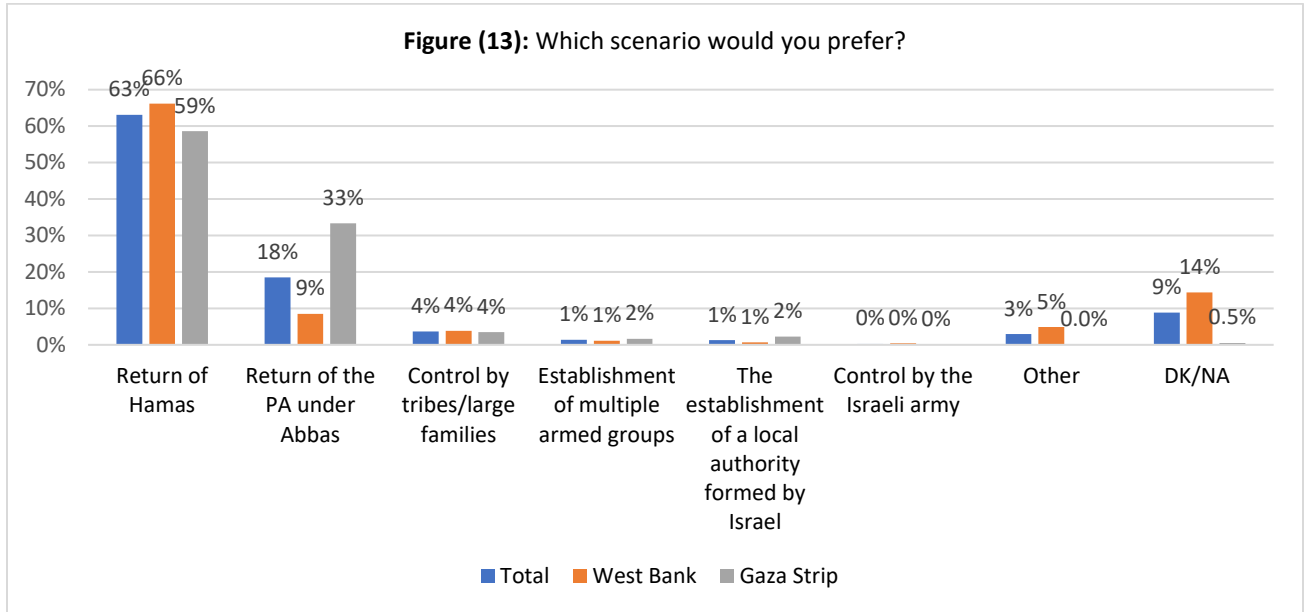
Gaza Strip the percentage of those who thought Hamas will be in control increased by 8 points. Only 5% think the Israeli army will be in control; 9% selected a PA under president Abbas, and another 9% selected the PA without Abbas; 2% selected one or more Arab country; and 2% selected the UN.

- When asked about their own preferences for the party that should be in control in the Gaza Strip after the war, 59% (64% in the West Bank and 52% in the Gaza Strip) selected Hamas; 13% selected the PA without President Abbas; 11% selected the PA with Abbas; 3% selected one or more Arab country; 1% selected the UN, and 1% selected the Israeli army. Three months ago, we asked an identical question, but with a slightly different set of options to choose from. At that time, a similar percentage (60% in total; 75% in the West Bank and 38% in the Gaza Strip) selected Hamas as the party preferred by the respondents to control the Gaza Strip after the war. The change in the preferences of the Gazans, with a 14-point increase among them selecting Hamas today, is one of the most intriguing findings of the current poll. But it is consistent with the increase, indicated above, in the percentage of Gazans who think Hamas will win the current war. This is particularly interesting because the opposite happened in the West Bank, with the preference for Hamas dropping significantly by 11 points. Yet, this West Bank finding is consistent with the significant decrease by 14 points, also indicated above, in the percentage of West Bankers who think Hamas will win the war.

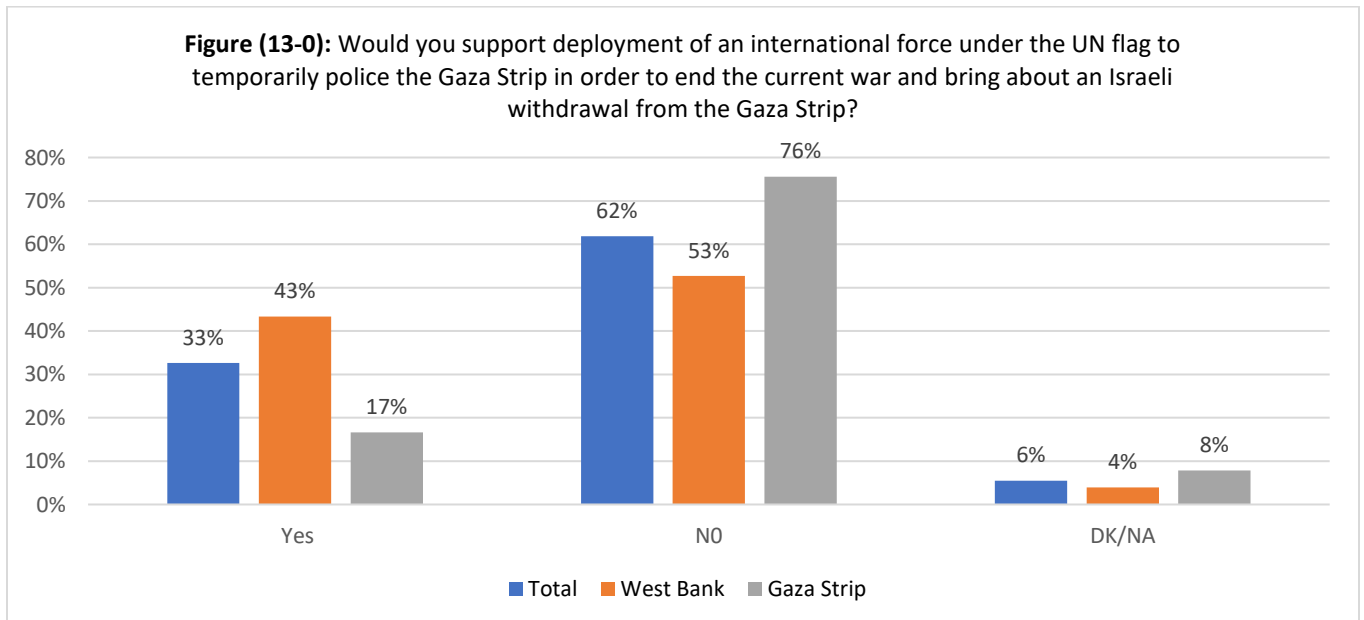


- In another question involving speculation about the most likely scenario for the day after the war, the results were almost identical, to the question asked above, as 59% said Hamas will return to control the Gaza Strip. But unlike the first question above, 63% of the West Banker and only 52% in the Gazans expected that. The reason for the change has to do with the available set of scenarios we provided in which we omitted the option of a return of the PA without president Abbas and provided new possibilities, such as the establishment by Israel of local authorities, tribal and family control, the emergence of multiple armed groups. The return of the PA under Abbas was expected by 11%, 6% expected Israel to establish local authorities, another 6% expected the Israeli army to assume control, 4% expected control by tribes and families, and another 4% expected the establishment of multiple armed groups.
- Here too we asked about preferences regarding these scenarios. Given the new choices, the most important change, compared to the earlier question, about preferences in the day after

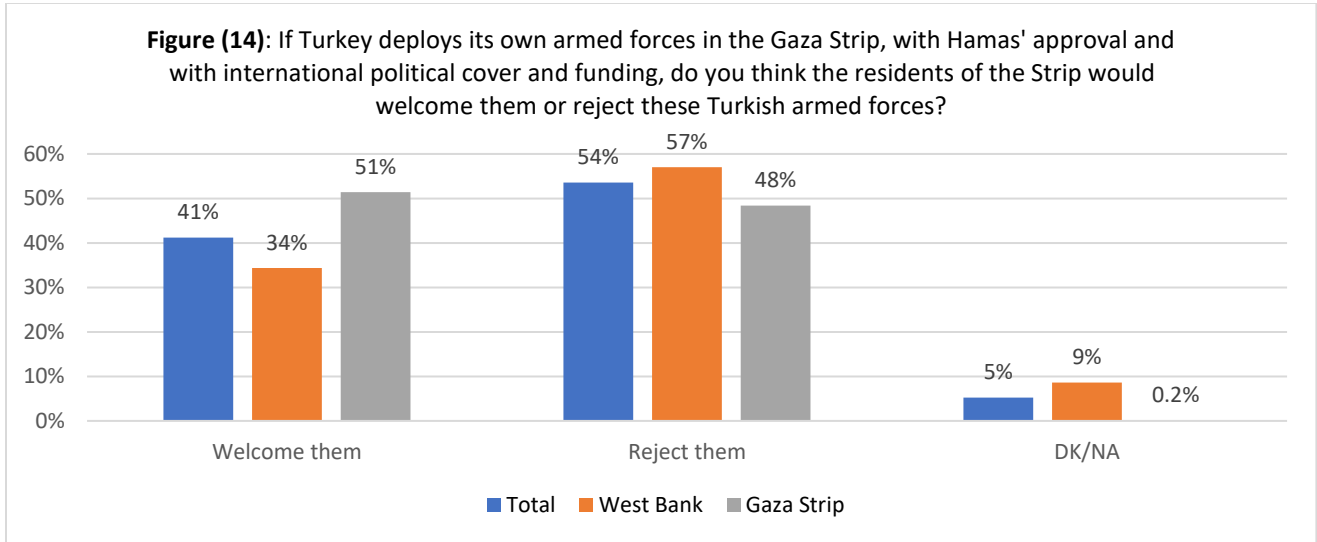
the war, has been the rise in the percentage that selected Hamas. As shown in the figure below, the return of Hamas reaches 63%, with a 7-point increase in the Gaza Strip compared to only 2-point increase in the West Bank. Gazans were also more likely to increase their support for the return of the PA, even if under Abbas' control, with a 14-point rise. West Bankers increased their support for a PA under Abbas by only 3 points.



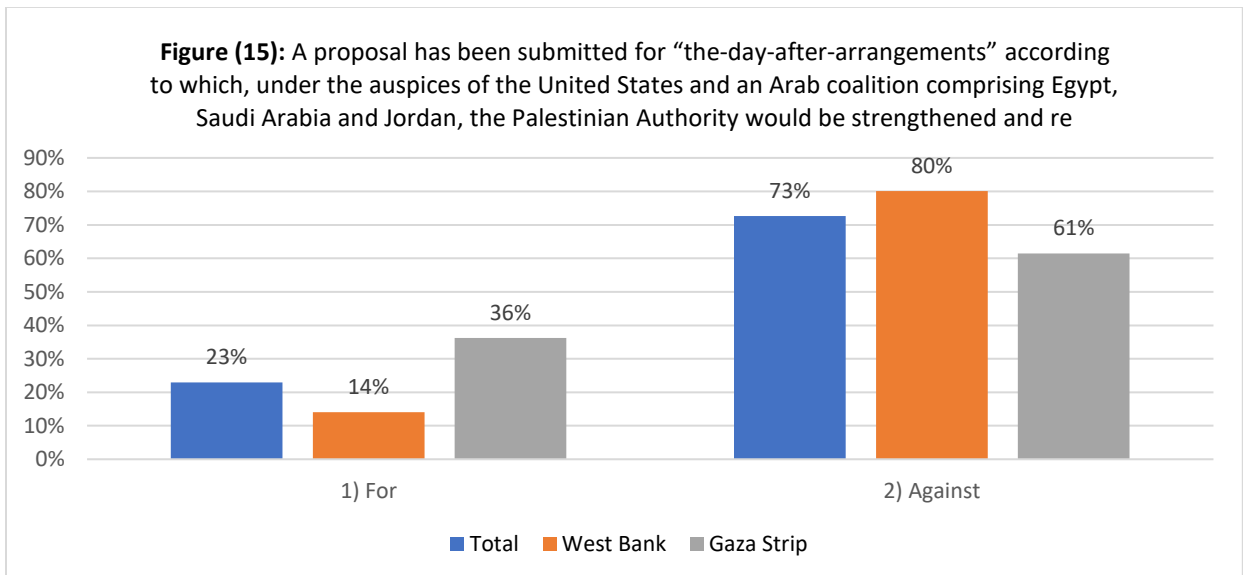
- Our previous poll in December 2023 asked about the deployment of an Arab security contingent from Egypt and Jordan in the Gaza Strip. At that time, three months ago, we found a 70% opposition to the idea even if the forces were deployed to assist the PA security forces. In this poll, we asked about support for the “immediate deployment of an international force under the UN flag to temporarily police the Gaza Strip in order to end the current war and bring about an Israeli withdrawal.” Only one third supported this option and 62% opposed it. Support for it was higher in the West Bank than in the Gaza Strip (43% to 17% respectively).



- We also asked the respondents to speculate about attitudes of Gazans toward a possible deployment of Turkish forces in the Gaza Strip. But this scenario stated that such deployment would take place with Hamas' approval and international cover and funding. The findings show the majority thinks Gazans would reject the idea. The assessment of Gazans however shows a split with 51% believing Gazans would welcome the deployment and 48% believing they would reject it.

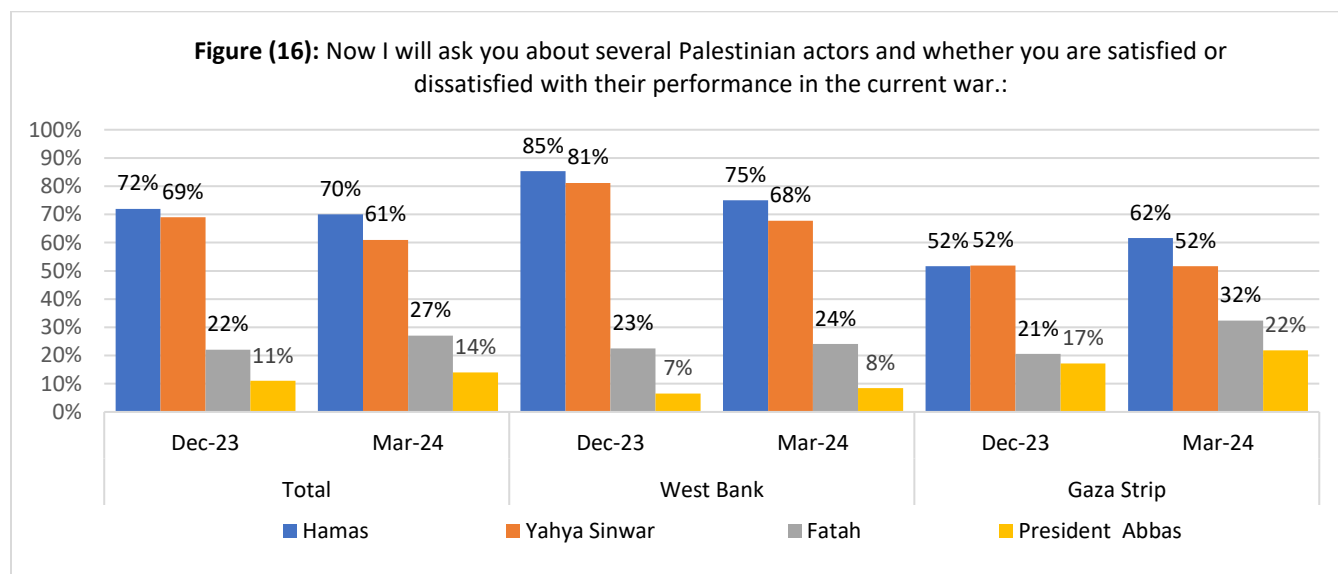


- Finally, we asked the public about if it is for or against an idea of a long-term vision for the day after in which the US and an Arab coalition comprising Egypt, Saudi Arabia, and Jordan would develop a plan that would strengthen the PA, restore negotiations based on the two-state solution, and bring about an Arab-Israeli peace and normalization. Almost three quarters (73%) said it stands against the idea and only 23% said it stands for it. It is worth noting that the support for the idea among Gazans is much higher than it is among West Bankers, 36% and 14% respectively.

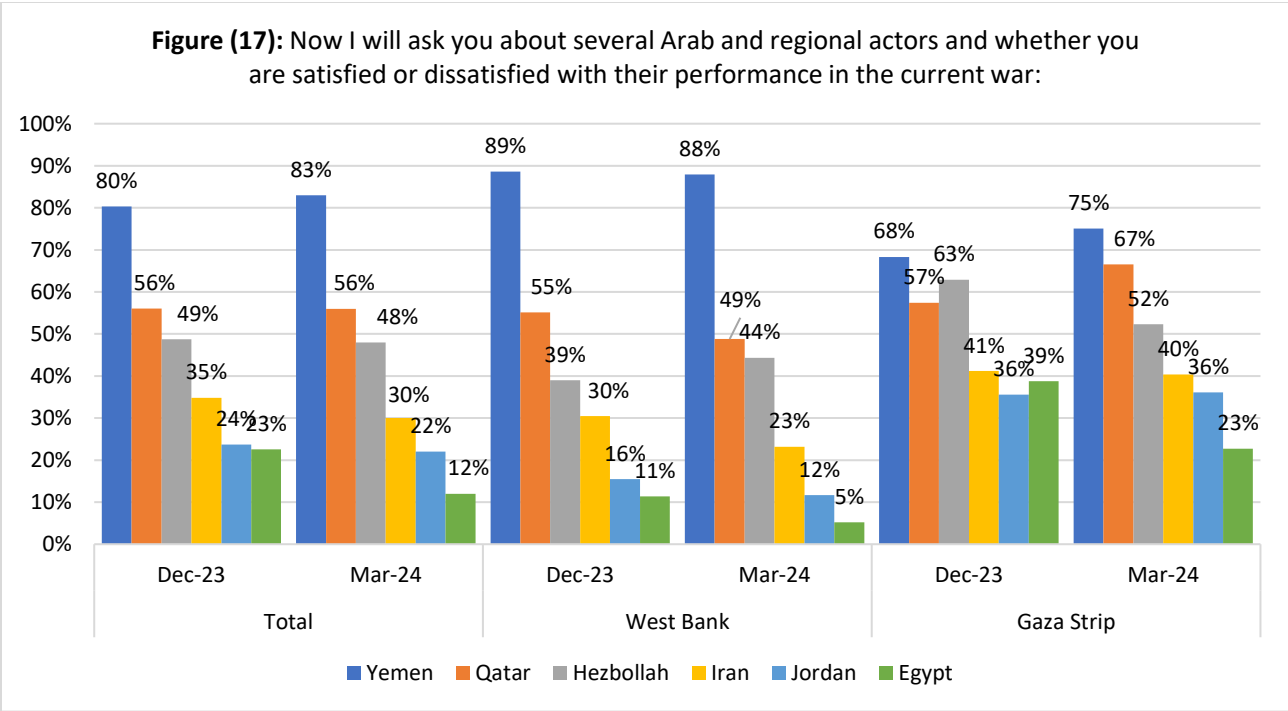


8. Satisfaction with relevant Palestinian, regional, and international actors:

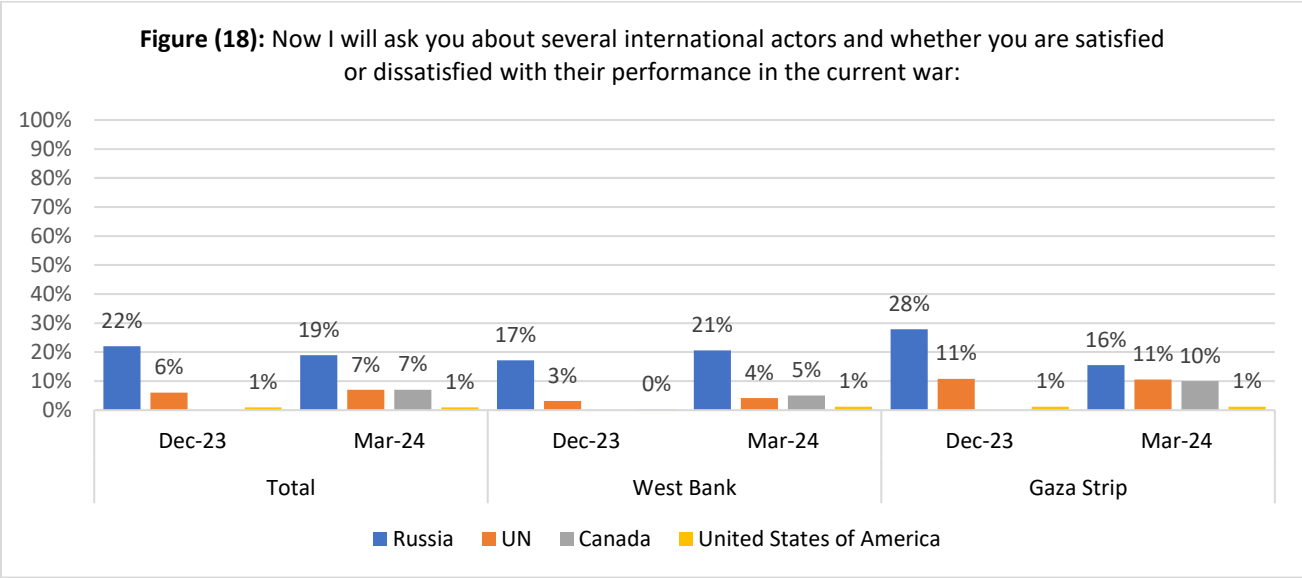
- The vast majority (83%) thinks the US administration repeated declarations about the reaching a two-state solution are not serious; only 15% (9% in the West Bank and 23% in the Gaza Strip) think they are serious.
- As we did in our previous poll, we asked in the current one about public satisfaction with the role played during the war by various Palestinian, Arab/regional, and international actors:
 1. On the Palestinian side, satisfaction with the role of Hamas remains stable at 70% (75% in the West Bank and 62% in the Gaza Strip) was the highest followed by the role played by Yehia Sinwar (61%; 68% in the West Bank and 52% in the Gaza Strip), Fatah (27%; 24% in the West Bank and 32% in the Gaza Strip), and president Abbas (14%; 8% in the West Bank and 22% in the Gaza Strip). As the figure below indicates, support for Hamas, while indeed stable for the total, has in fact dropped in the West Bank by 10 points, from 85% three months ago to 75% today. The opposite happened in the Gaza Strip: satisfaction with Hamas increased by 10 points. Satisfaction with Sinwar remains stable in the Gaza Strip and drops 13 points in the West Bank. Satisfaction with Fatah increases by 5 points for the total, 1 point in the West Bank and 11 points in the Gaza Strip. Finally, satisfaction with Abbas increases by 3 points, 1 point in the West Bank and 5 points in the Gaza Strip.



2. For the Arab/regional actors, as in our previous poll, the highest level of satisfaction goes to Yemen (83%; 88% in the West Bank and 75% in the Gaza Strip), followed by Qatar (56%), Hizballah (48%), Iran (30%), Jordan (22%), and Egypt (12%). The following figure shows the distribution of satisfaction in the two polls over the West Bank and the Gaza Strip. In the Gaza Strip, the figure shows a significant rise in satisfaction with Yemen and Qatar and a decrease in satisfaction with Hezbollah and Egypt. In the West Bank, the figure shows a rise in satisfaction with Hezbollah and a decrease in satisfaction with Qatar, Iran, Jordan, and Egypt. The regional Arab country that has lost satisfaction in both the West Bank and the Gaza Strip is Egypt, cut down by half to 12% for the total, 5% in the West Bank and 23% in the Gaza Strip.



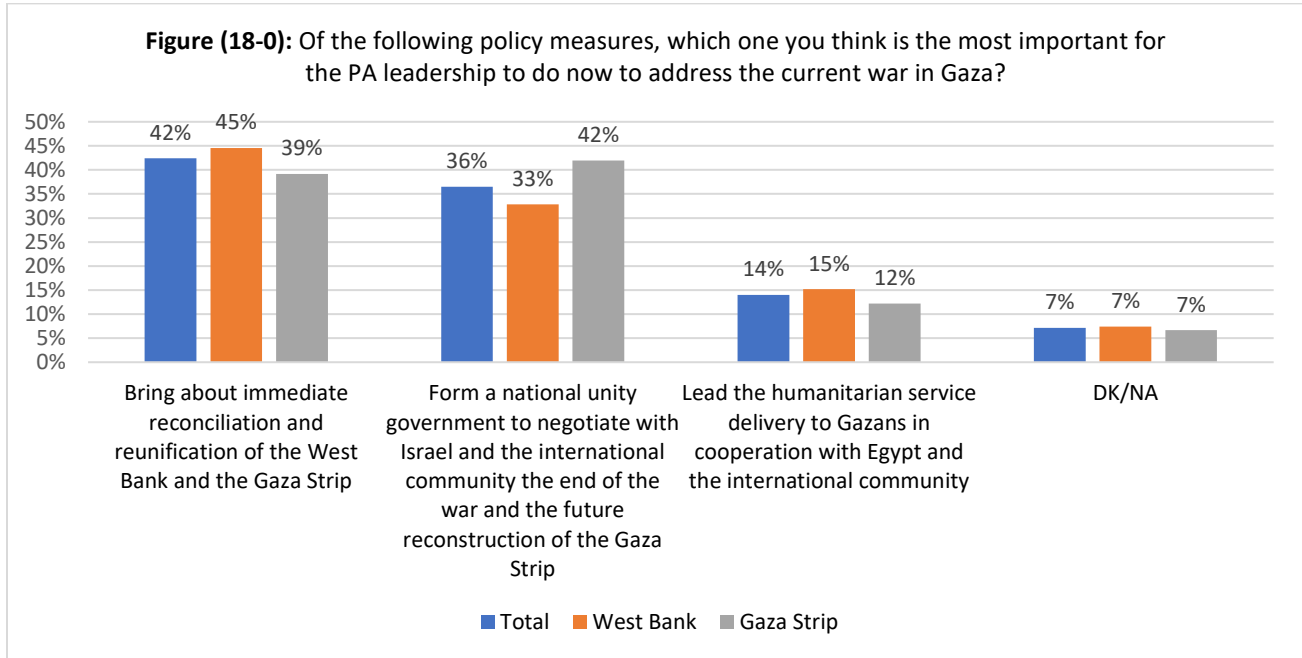
3. For the non-regional international actors, the highest level of satisfaction goes to Russia (19%, 21% in the West Bank and 16% in the Gaza Strip), followed by Canada and the UN (7% each), and the US (1%). The following figure shows a drop of 3 points in satisfaction with Russia for the total sample. The drop came from the Gaza Strip (12 points) while satisfaction with Russia in the West Bank increased by 4 points. Satisfaction with the US performance remains non-existent.



9. What should the Palestinian Authority do?

- We asked about the policy measures that the PA leadership should take today to help address the current war in the Gaza Strip. Three policy options were provided. The largest percentage (42%) opted for bringing about an immediate reconciliation and reunification of the West Bank and the Gaza Strip. Secondly, selected by 37%, came the formation of a national unity

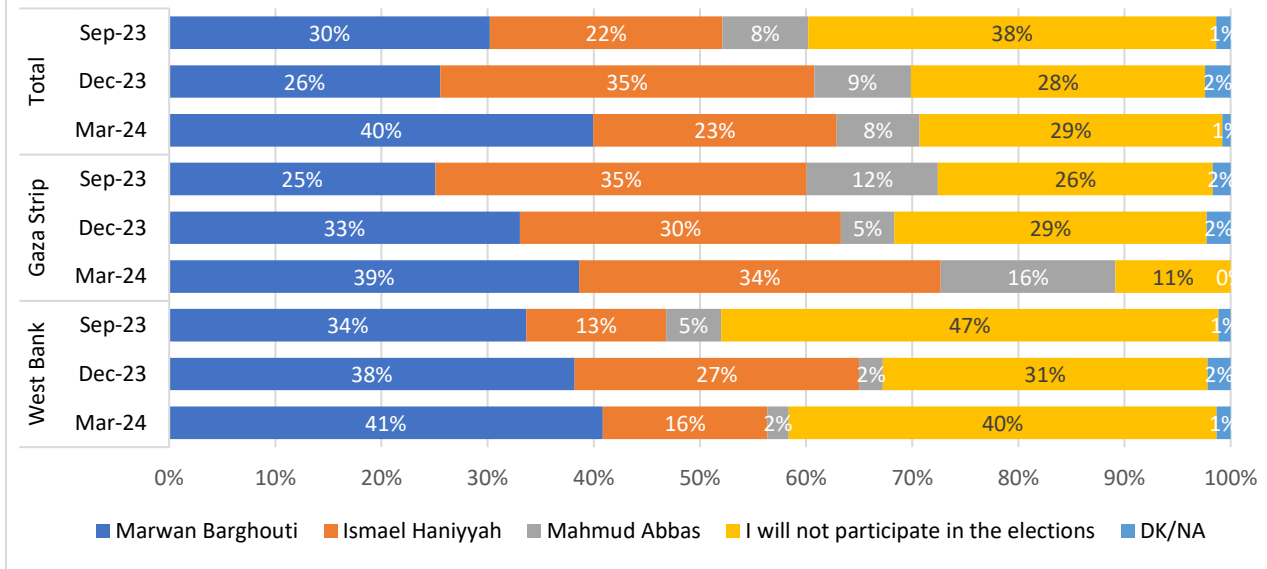
government to negotiate with Israel and the international community the end of the war and the future reconstruction of the Gaza Strip. The third, selected by 14%, was for the PA to “lead the humanitarian service delivery to Gazans in cooperation with Egypt and the international community.” It is worth noting that for Gazans, the formation of a national unity government has been the most preferred measure, while for West Bankers, it has been reconciliation and reunification of the West Bank and the Gaza Strip. When compared to these two measures, both sides, West Bankers and Gazans, almost equally, viewed the humanitarian role as the least important.



(2) Parliamentary and presidential elections and the domestic balance of power:

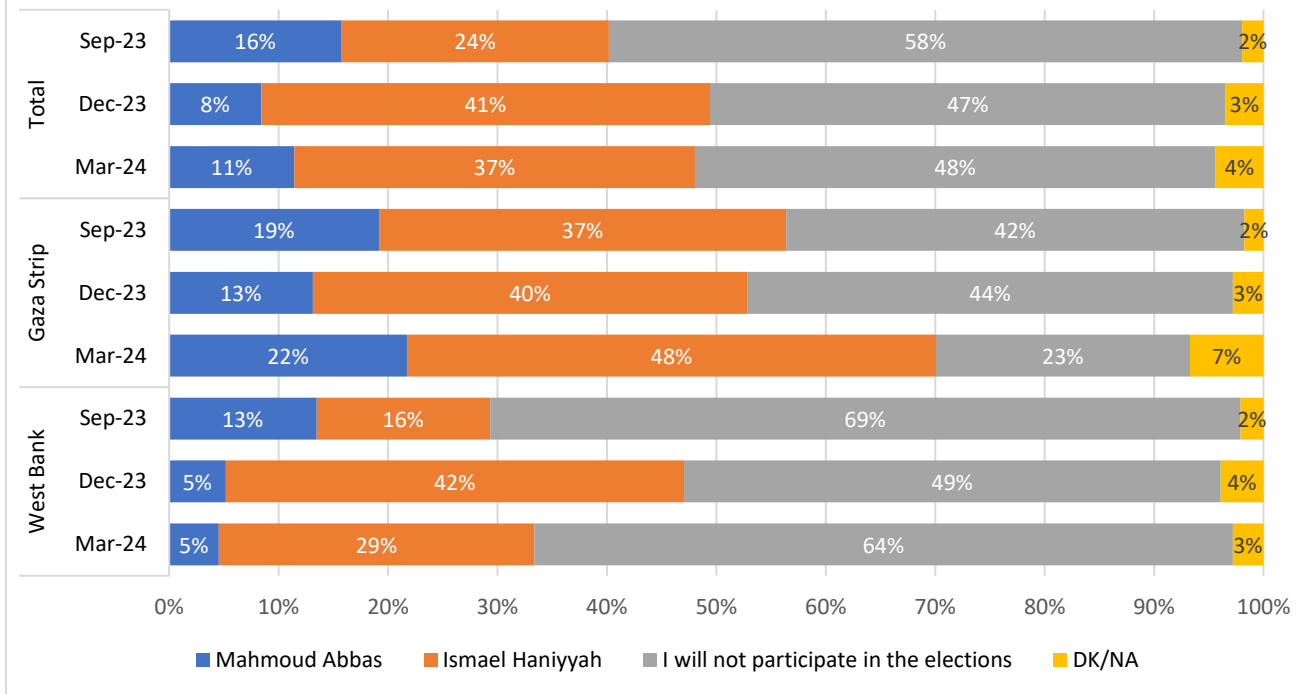
- If a presidential competition is to take place between three, Marwan Barghouti from Fatah, Mahmoud Abbas, also from Fatah, and Ismael Haniyeh from Hamas, participation in the election would stand at 72%; vote for Marwan Barghouti would stand at 40%, the highest rate in the last three hypothetical elections since September 2023, followed by Haniyeh at 23%, and Abbas at 8%. Among the voters, Barghouti receives 56%, Haniyeh 32%, and Abbas 11%. Three months ago, support for Barghouti among the voters stood at 47% and Haniyeh at 43%, and Abbas at 7%. These findings show Barghouti’s vote increasing by 9 points while vote for Haniyeh drops by 11 points.

Figure(19): In a competition between Marwan Barghouti, Ismail Haniyeh, and Mahmoud Abbas, you would vote for:

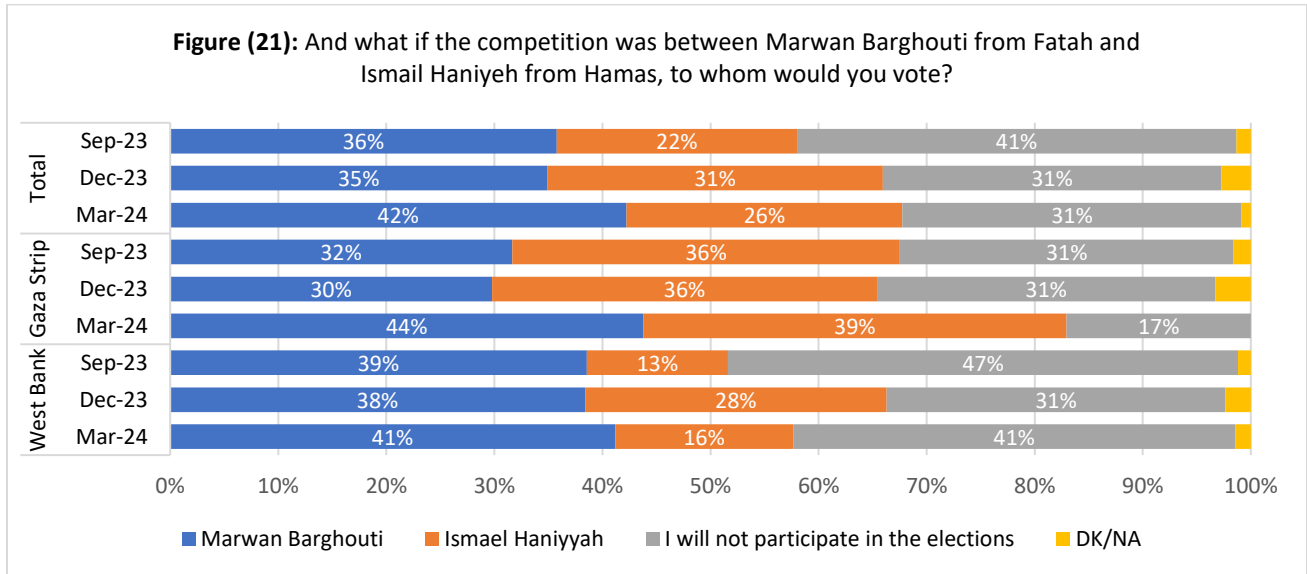


- However, if the new presidential elections were held with only two candidates, Mahmoud Abbas from Fatah and Ismail Haniyeh from Hamas, competing, the voter turnout would drop to 52%; vote for Haniyeh would stand at 37% and Abbas at 11%. Among the voters, Haniyeh would receive 70% and Abbas 22%. Three months ago, the vote for Abbas among the voters stood at 16% and vote for Haniyeh stood at 78%.

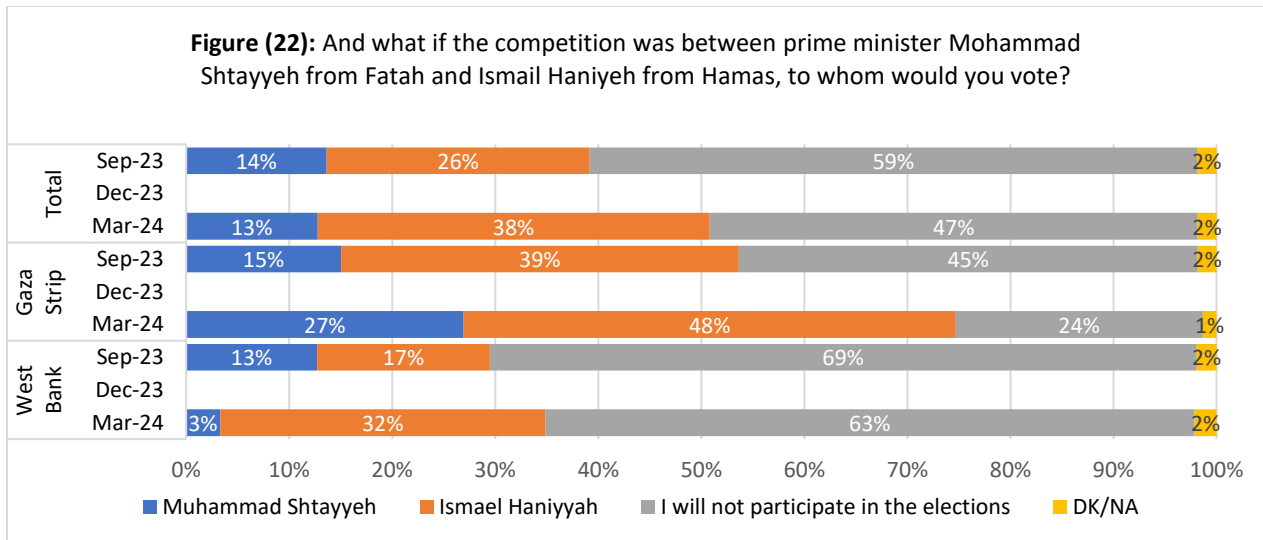
Figure (20): If new presidential elections are to take place today, and Mahmud Abbas was nominated by Fateh and Ismail Haniyeh was nominated by Hamas, whom would you vote for?



- But if the two presidential candidates were Marwan Barghouti from Fatah and Haniyeh from Hamas, participation would rise to 69%; 42% would vote for Barghouti and 26% for Haniyeh. Among the voters, Barghouti would receive 62% and Haniyeh 37%. These findings indicate a rise in the vote for Barghouti among voters by 11 points and a drop in the vote for Haniyeh by 8 points.

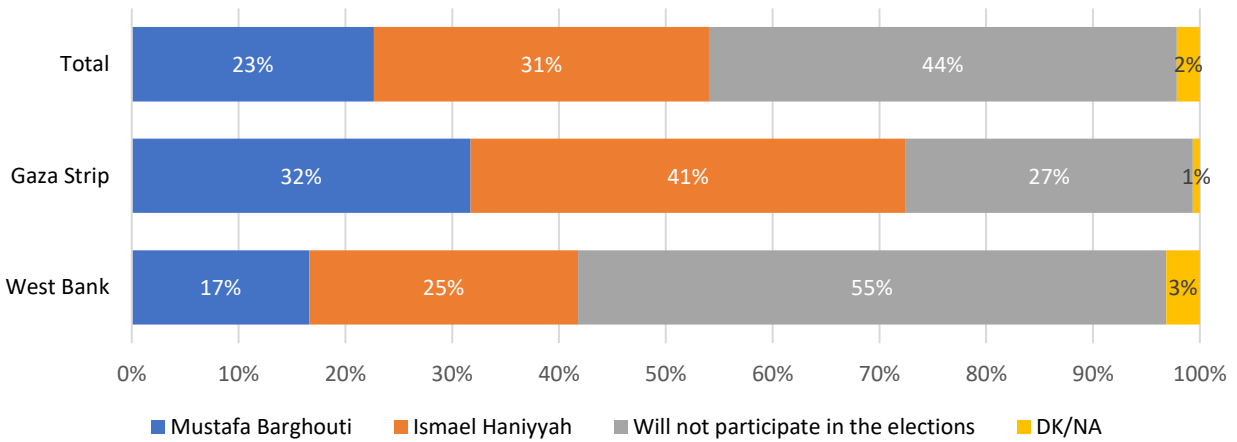


- If the two presidential candidates were Haniyeh from Hamas and a different Fatah candidate, prime minister Mohammad Shtayyeh, participation would drop to 53%; 13% would vote for Shtayyeh and 38% for Haniyeh. Among the voters, Shtayyeh receives 24% and Haniyeh 72%.



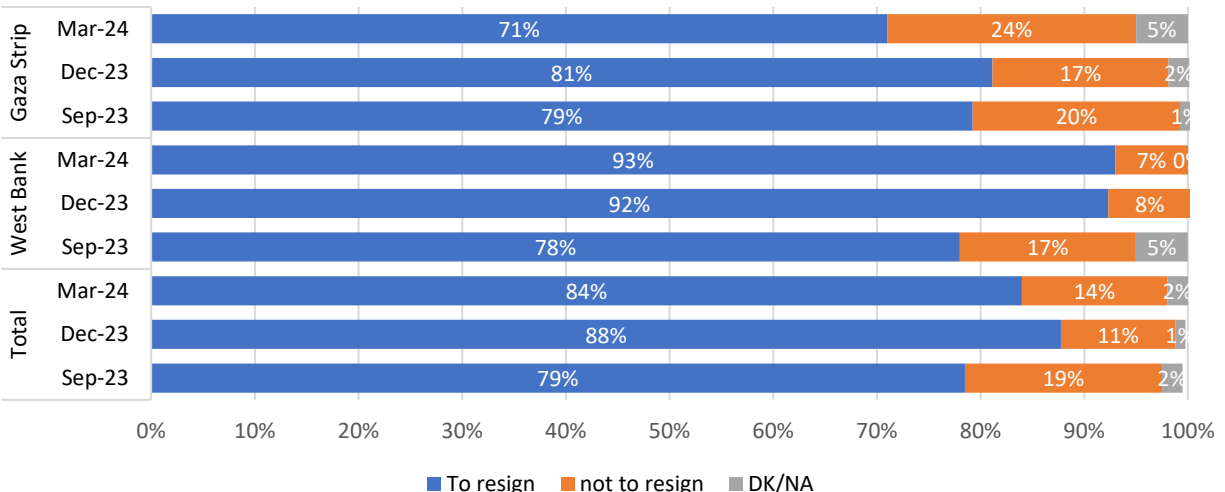
- Finally, if the two presidential candidates were Haniyeh from Hamas and a non-Fatah candidate, Mustafa Barghouti, the leader of al Mubadara and a former presidential candidate, the voter turnout rises slightly to 56%; Mustafa Barghouti receives 23% and Haniyeh 31%. Among the voters, Mustafa Barghouti receives 40% of the vote and Haniyeh 56%.

Figure (23): And what if the competition was between Mustafa Barghouti from Al Mubadara and Ismail Haniyeh from Hamas, to whom would you vote?

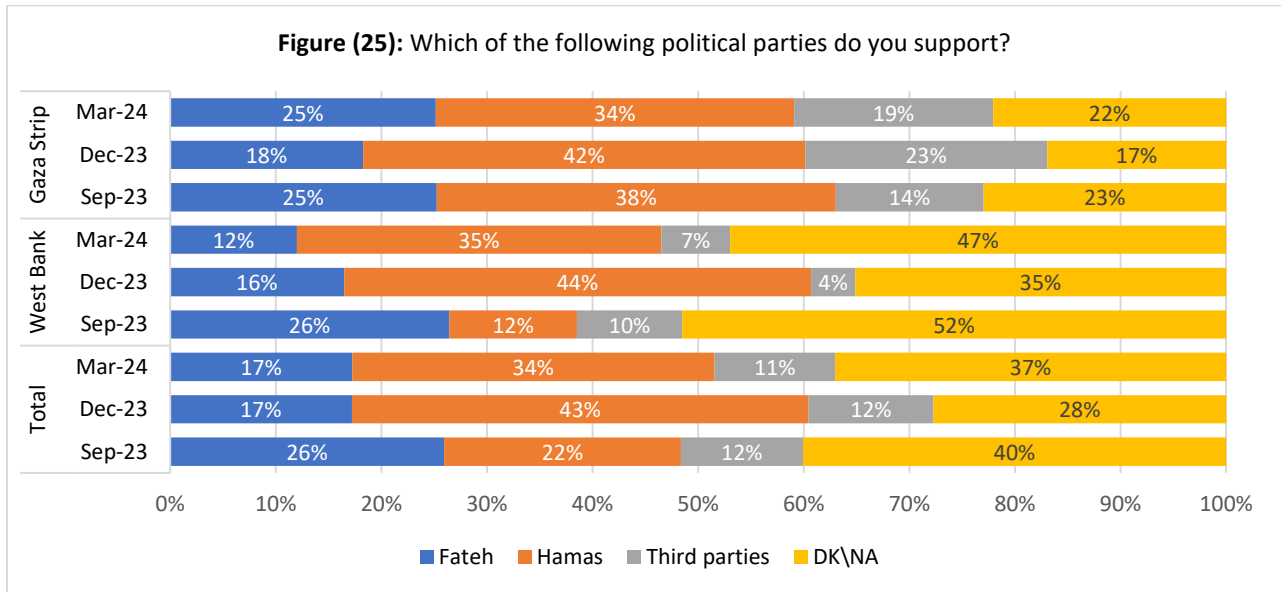


- In a closed question, we asked the public to select the person they prefer to see as President Abbas's successor. The largest percentage (40%) said they prefer Marwan Barghouti; 19% preferred Ismail Haniyeh; 10% chose Yahya al Sinwar; 6% chose Hussein al-Sheikh; 4% preferred Mohammed Dahlan, 2% preferred Khaled Meshaal, 1% chose Muhammad Shtayyeh, and 18% said they did not know or chose someone else. It is worth noting that the preference for Dahlan, al-Sheikh, and Shtayyeh comes almost only from the Gaza Strip.
- Level of satisfaction with the performance of president Abbas stands at 16% and dissatisfaction at 81%. Satisfaction with Abbas stands at 8% in the West Bank (compared to 10% three months ago) and 27% in the Gaza Strip (compared to 19% three months ago). Six months ago, before the October 7 war, satisfaction with Abbas stood at 22% and dissatisfaction at 76%.
- 84% want Abbas to resign while 14% want him to remain in office. Three months ago, 88% said they want Abbas to resign. Six months ago, 78% wanted him to resign. Demand for Abbas' resignation today stands at 93% in the West Bank and 71% in the Gaza Strip.
-

Figure (24): If it is up to you, would you want to have Abbas resign or not resign?

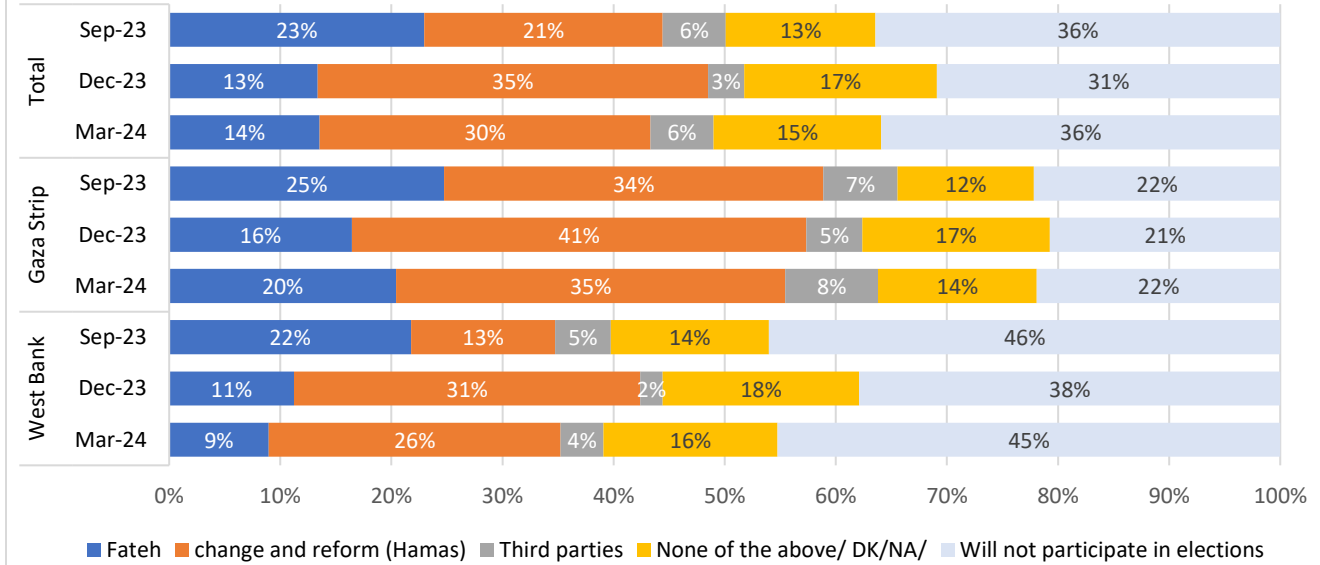


- When asked which political party or political trend they support, the largest percentage selected Hamas (34%), followed by Fatah (17%), while 11% selected other or third-party groups, and 37% said none of them or did not know. Three months ago, 43% supported Hamas and 17% selected Fatah. Six months ago, before the current war, support for Hamas stood at 22% and support for Fatah stood at 26%. This means that support for Hamas during the past three months has witnessed an 11-point drop while support for Fatah remained unchanged during the same period. In the West Bank, support for Hamas today stands at 35% (compared to 44% three months ago), and for Fatah at 12% (compared to 16% three months ago). In the Gaza Strip, support for Hamas today stands at 34% (compared to 42% three months ago) and support for Fatah at 25% (compared to 18% three months ago).



- However, if new parliamentary elections were held today with the participation of all political forces that participated in the 2006 elections, only 64% say they would participate in them, 30% would vote for Hamas, 14% for Fatah, 6% for third parties, and 15% remain undecided. Among the voters, support for Hamas stands at 47%, Fatah 22%, third parties 9%, and the undecided at 24%. Compared to our findings three months ago, the current results among the voters indicate a 4-point drop by for Hamas and a 3-point rise by Fatah. In the Gaza Strip, vote for Hamas among the voters stands today at 45% (compared to 52% three months ago and 44% six months ago) and vote for Fatah among the voters stands today at 26% (compared to 21% three months ago and 32% six months ago). In the West Bank, vote for Hamas among the voters stands today at 48% (compared to 50% three months ago and 24% six months ago) and vote for Fatah among the voters stands today at 16% (compared to 18% three months ago and 40% six months ago).

Figure (26): If new elections agreed to by all factions are held today and the same lists that took part in the last PLC elections were nominated, for whom would you vote?

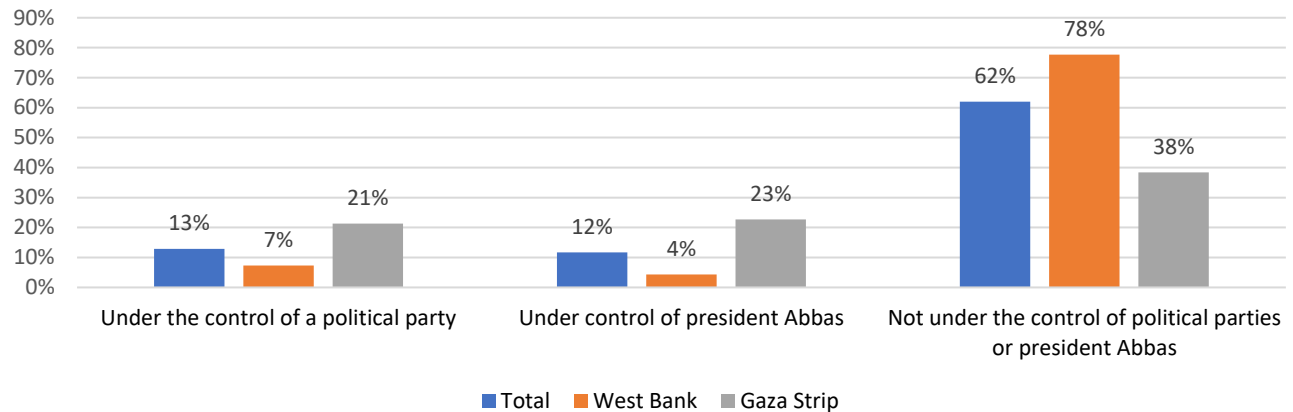


- 49% (compared to 54% three months ago) believe that Hamas is the most deserving of representing and leading the Palestinian people today while 17% (compared to 13% three months ago) believe that Fateh under the leadership of Abbas is more deserving; 29% (compared to 26% three months ago) believe both are unworthy of representation and leadership. Six months ago, 27% said Hamas is the most deserving, 24% said Fateh led by Abbas is the most deserving, and 44% said both are unworthy of representation and leadership.

(3) Domestic conditions, the resignation of Shtayyeh, and perception of safety and security:

- We asked the public about the meaning of the resignation of the government of prime minister Mohammad Shtayyeh: is it, in its view, a step toward reforming the PA? A majority of 62% said it is not and only 30% said it is. Gazans are more likely than West Bankers to view the resignation as a step toward reform, 41% and 23% respectively.
- In the aftermath of the resignation of prime minister Shtayyeh, two candidates emerged as the most likely successors: Mohammad Mustafa (reportedly favored by Abbas) and Salam Fayyad (reportedly favored by some regional and international donors). We asked the public, which of the two it favors: 55% said none of them; 22% favored Fayyad and 10% favored Mustafa. Eventually, after the completion of data collection, Mustafa was appointed by Abbas as his next prime minister.
- We asked the public about the make-up and source of authority for the new government: a national unity government that would come under the control of a political party, control of president Abbas, or one that does not come under the control of Abbas or a political party. As the figure below shoes, 62% opted for the third choice while only a quarter selected the two other choices combined. It is worth noting that Gazans are less likely than West Bankers to go for the third choice.

Figure (27): Do you want the new government to be a national unity government that comes under the control of a political party, under the control of President Abbas, or alternatively be an independent national unity government made of competent profesio

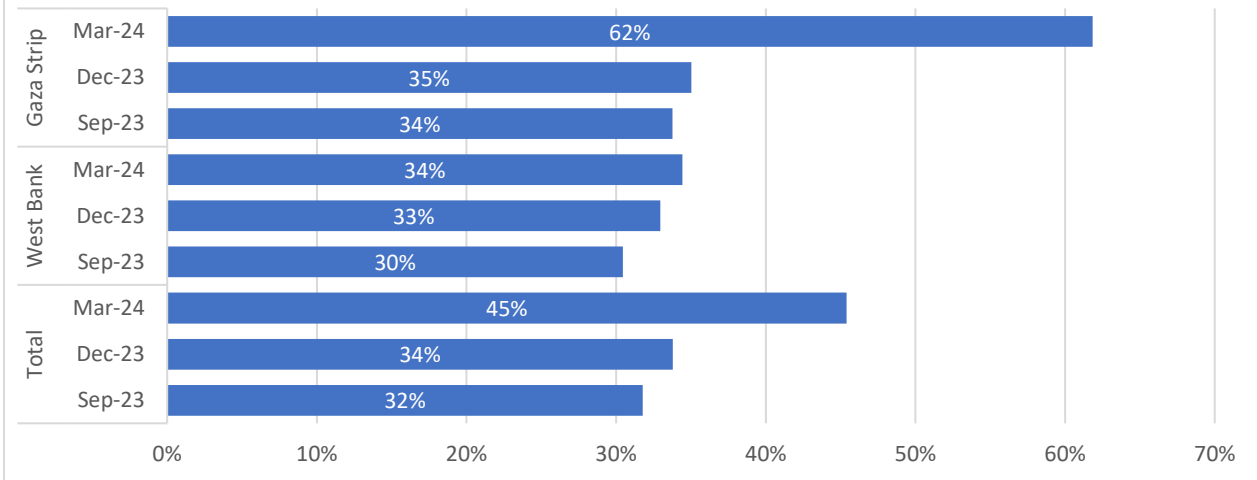


- A majority of 65% (compared to 68% three months ago) believes that the PA has become a burden on the Palestinian people and only 27% (compared to 28% three months ago) believe it is an asset for the Palestinian people. Six months ago, 62% said the PA is a burden and 35% said it was an achievement.
- We asked the public in the *West Bank* about its personal and family safety and security. The findings show that only 11% feel safe and secure while 89% feel unsafe and unsecure. Three months ago, the perception of safety stood at 14% and six months ago at 48%.
- Aljazeera is the most watched TV station in Palestine with 61% selecting it as the one they watched the most during the past two months. West Bankers are more likely than Gazans to watch Aljazeera as 45% of Gazans (compared to 10% in the West Bank) say they do not watch or have no access to TV these days. The second most popular TV station is Palestine Today (4%), followed by Alarabiyya and al Mayadeen (3% each), Palestine TV (2%), Alaqsa and Ma'an (1% each).

(4) Palestinian-Israeli Relations and the Peace process:

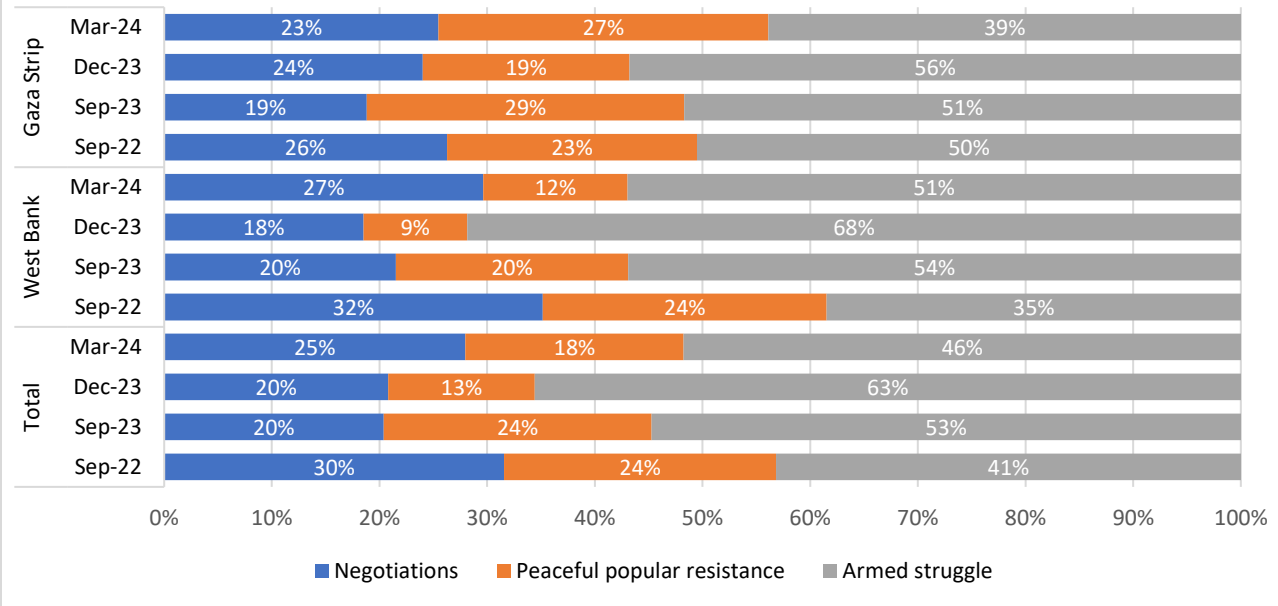
- 45% support and 52% oppose the idea of a two-state solution, which was presented to the public without providing details of the solution. Three months ago, support for this solution in a similar question stood at 34% and six months ago support stood at 32%. In the current poll, support for this solution came from Gaza Strip, a 27-point increase while remaining stable in the West Bank at 34%.

Figure (28): Do you support or oppose the solution based on the establishment of a Palestinian state alongside Israel, known as the two-state solution: SUPPORT



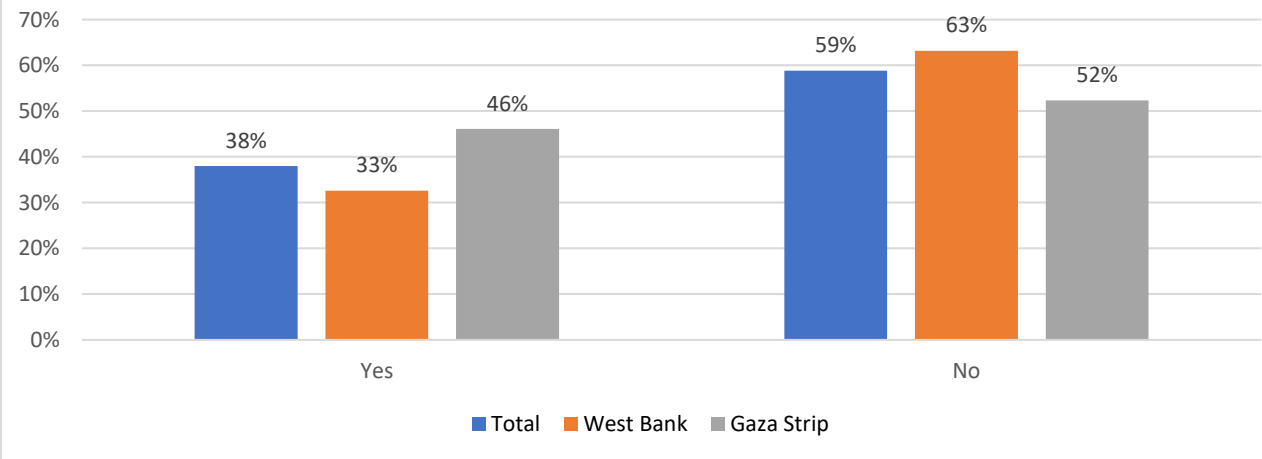
- Support for the two-state solution is usually linked to public assessment of the feasibility of such a solution and the chances for the establishment of a Palestinian state. Today, 61% (compared to 65% three months ago) believe the two-state solution is no longer practical due to settlement expansion but 37% (compared to 32% three months ago) believe it is still practical. Six months ago, 71% said that the two-state solution is no longer practical due to settlement expansion. Moreover, 72% believe that the chances for the establishment of an independent Palestinian state alongside Israel in the next five years are slim or nonexistent, and 27% believe the chances are medium or high.
- When asked about public support and opposition to specific policy measures to break the stalemate: 62% supported joining more international organizations; 45% supported resort to unarmed popular resistance; 55% supported a return to confrontations and armed intifada; 58% supported dissolving the PA; and 24% supported abandoning the two-state solution and demanding one state for Palestinians and Israelis. Three months ago, 69% supported a return to confrontations and armed intifada; 39% supported resort to unarmed popular resistance; 58% supported the dissolution of the PA; and 29% supported abandoning the two-state solution in favor of one state. Six months ago, before the current war, 58% supported a return to confrontations and armed intifada; 53% supported resort to unarmed popular resistance; 52% supported the dissolution of the PA; and 27% supported abandoning the two-state solution in favor of one state.
- We offered the public three methods to end the Israeli occupation and establish an independent state and asked it to select the most effective. 46% (51% in the West Bank and 39% in the Gaza Strip) selected “armed struggle;” 25% (27% in the West Bank and 23% in the Gaza Strip) selected negotiations; and 18% (12% in the West Bank and 27% in the Gaza Strip) selected popular non-violent resistance. As shown in the figure below, these findings indicate a 17-point drop in support for armed struggle; a 5-point rise in support for negotiations; and a 5-point rise in support for non-violence. The drop in three months in support for armed struggle comes equally from both the West Bank and the Gaza Strip.

Figure (29): In your view, what is the best means of achieving Palestinian goals in ending the occupation and building an independent state?



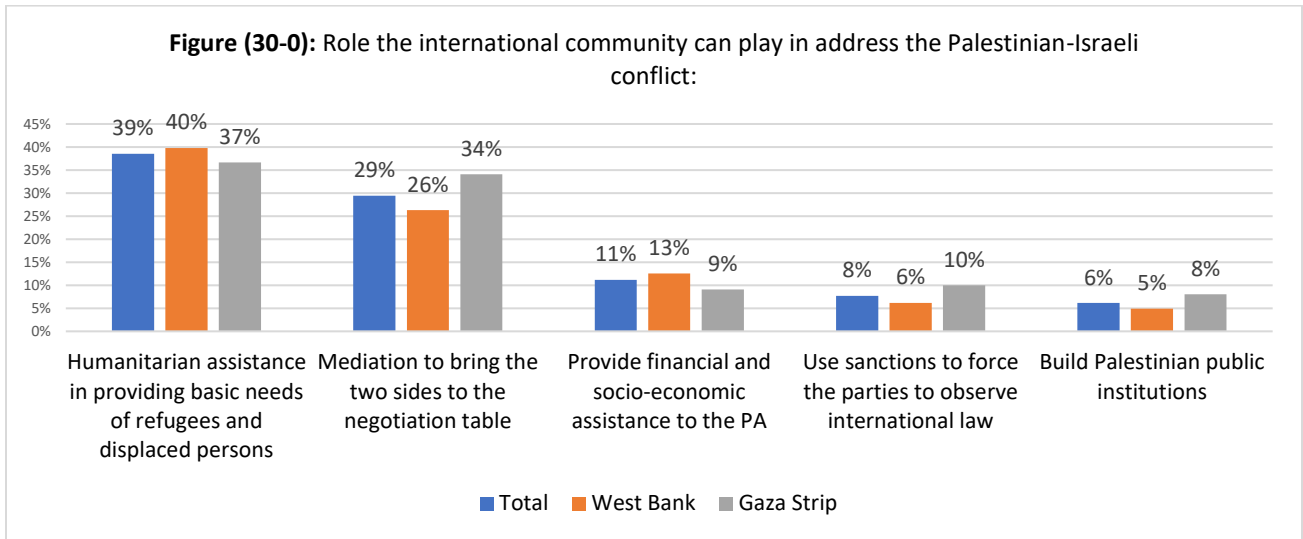
- Support and opposition to negotiations is seen in the results to a question about attitudes regarding “a return to Palestinian-Israeli peace negotiations in order to achieve a two-state solution under international and Arab auspice.” Support for such return to negotiations received the support of 38% (46% in the Gaza Strip and 33% in the West Bank) of the public.

Figure (30): Do you support a return to Palestinian-Israeli peace negotiations in order to achieve a two-state solution under international and Arab auspices?

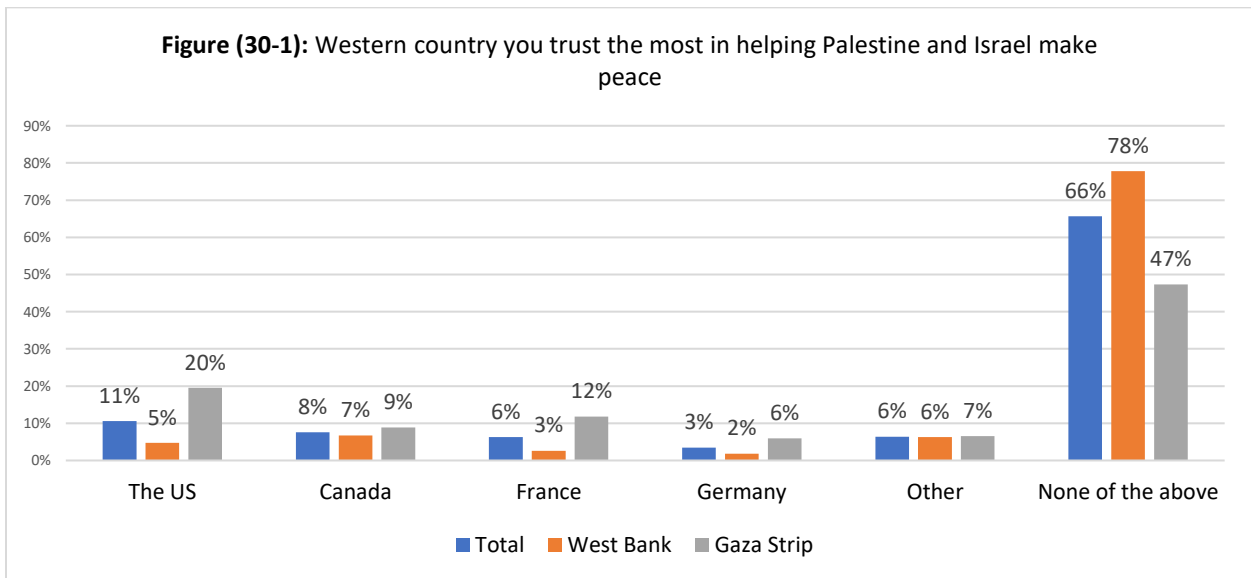


- We asked the public about its willingness to compromise for the sake of peace: “if during negotiations, Israel agrees to make painful concessions to the Palestinian side, would you be willing in this case to support a similar Palestinian position in offering similar concessions to Israel?” A majority of 63% (70% in the West Bank and 52% in the Gaza Strip) said “no,” while only one third (33%; 46% in the Gaza Strip and 24% in the West Bank) said “yes.”

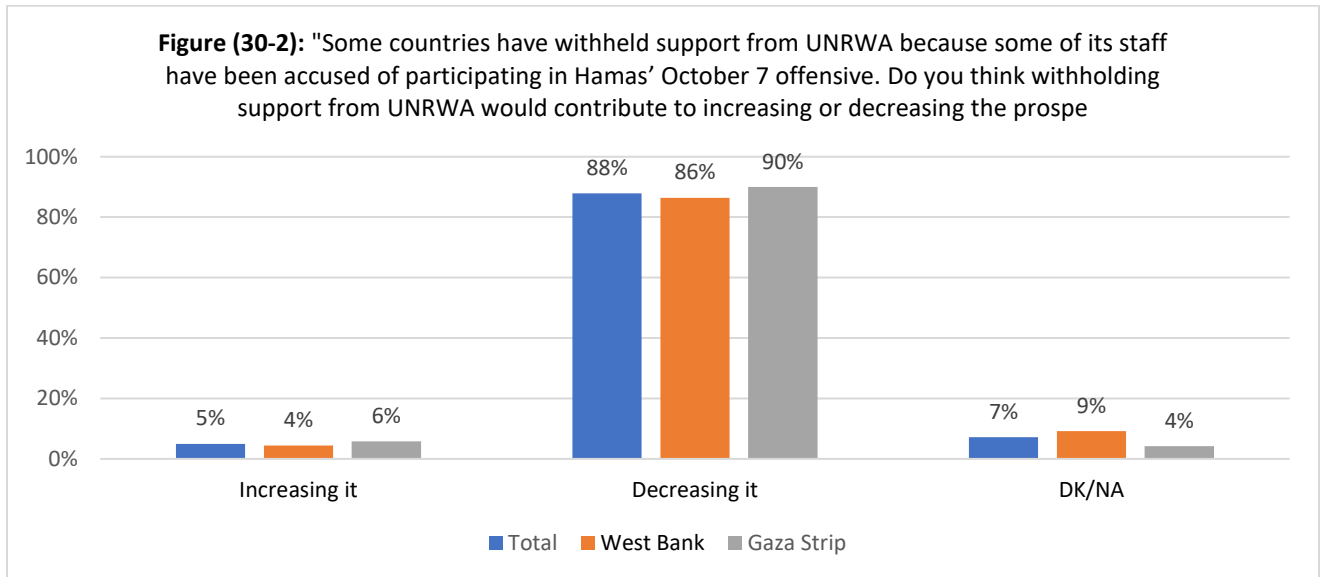
- We asked the public to tell us what kind of role it thinks the international community can play in address the Palestinian-Israeli conflict. The poll provided five different roles. The most popular role, receiving 39% support, was the one involving humanitarian assistance in providing basic needs of refugees and displaced persons; the second, receiving 29% support, was “mediation to bring the two sides to the negotiation table,” the third, receiving 11% support, was the provision of financial and socio-economic assistance to the Palestinian Authority; the fourth, with 8% support was the use of sanctions to force the parties to observe international law; and the fifth, with only 6% support, was building Palestinian public institutions.



- When asked to select the Western country trusted the most in helping Palestine and Israel make peace, two thirds selected “none of the above.” The list provided included four countries: the US, Canada, France, and Germany. From among the four Canada came second, after the US, with 8% favoring it. France came third and Germany fourth.

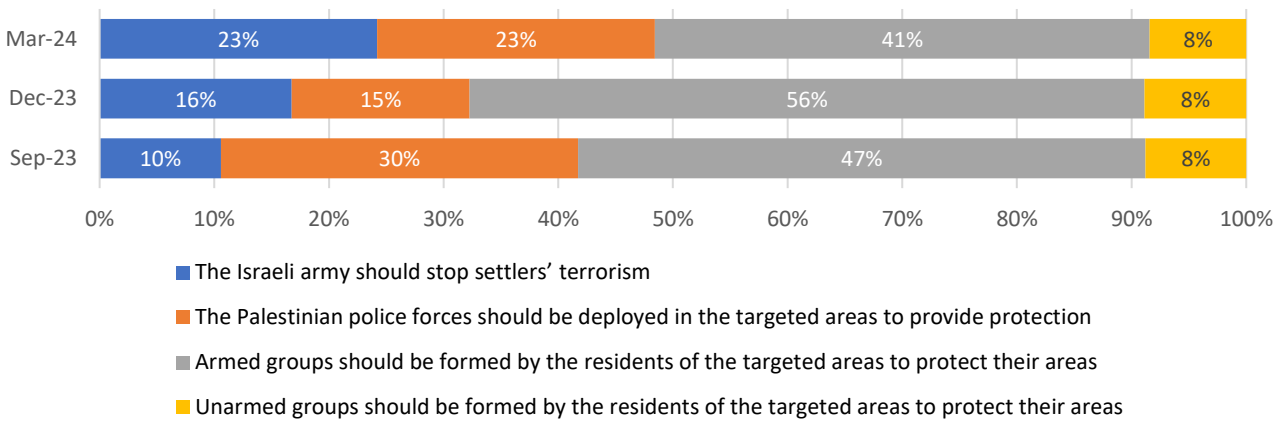


- We asked the public about its assessment of the potential impact of withholding financial support from UNRWA by some countries “because some of its staff have been accused of participating in Hamas’ October 7 offensive.” We asked the public to tell us if it thinks withholding support from UNRWA would contribute to increasing or decreasing the prospects for Palestinian-Israeli peace. The overwhelming majority thought the withholding of support would decrease the prospects for peace while only 5% thought it would do the opposite and increase the prospects for peace.



- In light of the increase in settler terrorist attacks against Palestinian towns and villages, we asked West Bankers what means are most effective in combating this terrorism that are also the most feasible. The largest percentage (41%) chose the formation of armed groups by residents of the targeted areas in order to protect their areas; 23% chose to deploy Palestinian police forces in the targeted areas; another 23% chose the demand that the Israeli army take measures to prevent settler terrorism; and only 8% chose the formation, by residents of the targeted areas, of unarmed groups to protect their areas. As the figure below indicates, these results show significant change compared to our findings three months ago. The most important change is a 15-point drop-in support for the formation of armed groups, an 8-point increase in the demand for protection by the PA police; and a 7-point increase in the demand for an Israeli army measures to stop the settlers.

Figure (31): This year, settler terrorist acts against Palestinian towns and villages such as Huwara, Turmus' Ayya and Um Safa escalated. Which of the following methods do you think is the most effective in combating this terrorism and at the same time th



(5) Most vital Palestinian goals and the most pressing problems confronting Palestinians today:

- 42% believe that the first most vital Palestinian goal should be to end Israeli occupation in the areas occupied in 1967 and build a Palestinian state in the West Bank and the Gaza Strip with East Jerusalem as its capital. By contrast, 33% believe the first most vital goal should be to obtain the right of return of refugees to their 1948 towns and villages; 13% believe that the first and most vital goal should be to build a pious or moral individual and a religious society, one that applies all Islamic teachings; and 11% believe it should be to establish a democratic political system that respects freedoms and rights of Palestinians.
- When asked about the most pressing problem confronting the Palestinians today, the largest percentage (56%; 66% in the Gaza Strip and 50% in the West Bank) said it is the continued war in the Gaza Strip; (23%) said it is the Israeli occupation; 8% said it is corruption; 6% said it is unemployment; and 5% said it is the split between the West Bank and the Gaza Strip. Three months ago, (51%, 42% in the West Bank and 64% in the Gaza Strip) said it is the continued war in the Gaza Strip; and 32% said it is the Israeli occupation.

Public Opinion Poll No (91)

5-10 March 2024

		Total	West Bank	Gaza Strip
Q100) From among the following satellite news stations, which one you watched most during the last two months?	1) al Arabia	3%	1%	6%
	2) al Jazeera	61%	77%	36%
	3) Palestine Today	4%	3%	5%
	4) al Manar	0%	0%	0%
	5) Palestine TV	2%	2%	3%
	6) alaqsa	1%	1%	2%
	7) man(mix)	1%	1%	1%
	al myadeen	3%	4%	2%
	10) Do not watch TV	18%	10%	30%
	11) others	0%	1%	0%
	12) Do not have a dish	6%	0%	15%
	13) DK/NA	0%	0%	0%
	(4) (Gaza Strip only) Do you have food sufficient for a day or two?	1) Yes		
2) NO				55%
3) DK/NA				1%
(6) (Gaza Strip only) If you need food or water, is there a place you can reach that can provide the assistance you need?	1) Yes			19%
	2) Yes, but with great difficulty or risk			77%
	3) NO			4%
	4) DK/NA (do not read)			0%
(8) (Gaza Strip only) Has any member of your family been killed during the current war?	1) Yes			60%
	2) NO			39%
	3) DK/NA			1%
(9) (Gaza Strip only) Has any member of your family been injured during the current war?	1) Yes			68%
	2) NO			31%
	3) DK/NA			1%
Q101) (Gaza Strip only) What services or assistance, from among the following, are available in your place of residence or shelter? Water:	1) Yes, available			33%
	2) Available, but with great difficulty			53%
	3) Not available			13%
	4) DK/NA (do not read)			0%
Food	1) Yes, available			31%
	2) Available, but with great difficulty			55%
	3) Not available			13%
	4) DK/NA (do not read)			0%
Electricity to charge phone	1) Yes, available			17%
	2) Available, but with great difficulty			53%
	3) Not available			30%
	4) DK/NA (do not read)			0%
Tent	1) Yes, available			10%

		Total	West Bank	Gaza Strip
	2) Available, but with great difficulty			34%
	3) Not available			55%
	4) DK/NA (do not read)			0%
Covers	1) Yes, available			14%
	2) Available, but with great difficulty			47%
	3) Not available			39%
	4) DK/NA (do not read)			0%
Clothing	1) Yes, available			14%
	2) Available, but with great difficulty			42%
	3) Not available			44%
	4) DK/NA (do not read)			1%
Medical care	1) Yes, available			15%
	2) Available, but with great difficulty			58%
	3) Not available			27%
	4) DK/NA (do not read)			0%
Toilets	1) Yes, available			24%
	2) Available, but with great difficulty			48%
	3) Not available			27%
	4) DK/NA (do not read)			0%
Other, specify ,,,,,,	1) Yes, available			0%
	2) Available, but with great difficulty			0%
	3) Not available			0%
	4) DK/NA (do not read)			0%
Q102) (Gaza Strip only) Which main body or bodies oversee the provision of assistance at your place of residence or shelter? First	1) UNRWA,			62%
	2) Government,			15%
	3) Other International Organization,			8%
	4) Local Palestinian Group,			13%
	5) Other/Specify,			1%
	6) I Don't Know (do not read)			0%
Q102-2) (Gaza Strip only) Which main body or bodies oversee the provision of assistance at your place of residence or shelter? Second	1) UNRWA,			30%
	2) Government,			49%
	3) Other International Organization,			15%
	4) Local Palestinian Group,			6%
	5) Other/Specify,			0%
	6) I Don't Know (do not read)			0%
Q103) (Gaza Strip only) Based on your personal experience, is the process of aid distribution to displaced people currently in shelters, fair or discriminatory on political grounds?	1) Fair			27%
	2) Discriminatory			70%
	3) I don't know (do not read)			2%

		Total	West Bank	Gaza Strip
(10) In your view was the Hamas decision to launch its offensive against Israel on 7 October a correct or incorrect one?	1) Correct	71%	71%	71%
	2) Incorrect	19%	16%	23%
	3) DK/NA (do not read)	10%	13%	6%
(11) In the current war, has Israel committed war crimes?	1) Yes	94%	94%	94%
	2) NO	4%	2%	6%
	3) DK/NA	2%	3%	1%
(12) In the current war, has Hamas committed war crimes?	1) Yes	5%	5%	6%
	2) NO	91%	90%	93%
	3) DK/NA	3%	5%	1%
(13) A few months after the current war, who in your assessment will be governing the Gaza Strip?	1. Israeli Army	5%	4%	6%
	2. Hamas	59%	59%	59%
	3. PA under Abbas	9%	5%	14%
	4. PA under someone other than Abbas	9%	5%	14%
	5. One or more Arab countries	2%	2%	3%
	6. UN	2%	2%	2%
	7. Other: please specify ---- -----	1%	2%	0%
	8. Don't know (do not read)	13%	21%	2%
(14) If it was up to you, which of those would you prefer to see in control of the Gaza Strip?	1. Israeli Army	1%	1%	1%
	2. Hamas	59%	64%	52%
	3. PA under Abbas	11%	6%	19%
	4. PA under someone other than Abbas	13%	8%	21%
	5. One or more Arab countries	3%	1%	5%
	6. UN	1%	1%	1%
	7. Other: please specify ---- -----	3%	5%	0%
	8. Don't know (do not read)	9%	15%	1%
(17) In your view, what is the best means of achieving Palestinian goals in ending the occupation and building an independent state?	1. Negotiations	25%	27%	23%
	2. Peaceful popular resistance	18%	12%	27%
	3. Armed struggle	46%	51%	39%
	4. Don't know (do not read)	10%	10%	11%
Now I will ask you about several Palestinian actors and whether you are satisfied or dissatisfied with their performance in the current war. : Hamas	Satisfied	70%	75%	62%
	Dissatisfied	20%	16%	27%
	DK/NA (do not read)	10%	9%	11%
Yahya Sinwar	Satisfied	61%	68%	52%
	Dissatisfied	25%	17%	37%
	DK/NA (do not read)	14%	15%	11%
Fatah	Satisfied	27%	24%	32%

		Total	West Bank	Gaza Strip
	Dissatisfied	59%	68%	46%
	DK/NA (do not read)	14%	8%	21%
Mahmoud Abbas	Satisfied	14%	8%	22%
	Dissatisfied	73%	86%	54%
	DK/NA (do not read)	13%	6%	24%
Now I will ask you about several Arab and regional actors and whether you are satisfied or dissatisfied with their performance in the current war. : Yemen	Satisfied	83%	88%	75%
	Dissatisfied	12%	7%	20%
	DK/NA (do not read)	5%	5%	5%
Qatar	Satisfied	56%	49%	67%
	Dissatisfied	39%	45%	29%
	DK/NA (do not read)	5%	6%	5%
Hezbollah	Satisfied	47%	44%	52%
	Dissatisfied	47%	49%	43%
	DK/NA (do not read)	6%	6%	5%
Iran	Satisfied	30%	23%	40%
	Dissatisfied	59%	67%	46%
	DK/NA (do not read)	11%	10%	14%
Jordan	Satisfied	21%	12%	36%
	Dissatisfied	72%	84%	53%
	DK/NA (do not read)	7%	5%	10%
Egypt	Satisfied	12%	5%	23%
	Dissatisfied	81%	90%	66%
	DK/NA (do not read)	7%	4%	11%
Now I will ask you about several international actors and whether you are satisfied or dissatisfied with their performance in the current war. : Russia	Satisfied	19%	21%	16%
	Dissatisfied	75%	72%	79%
	DK/NA (do not read)	7%	7%	6%
Canada	Satisfied	7%	5%	10%
	Dissatisfied	86%	86%	86%
	DK/NA (do not read)	7%	9%	4%
UN	Satisfied	7%	4%	11%
	Dissatisfied	90%	92%	86%
	DK/NA (do not read)	4%	4%	3%
United States	Satisfied	1%	1%	1%
	Dissatisfied	96%	95%	96%
	DK/NA (do not read)	3%	3%	3%
Q14) Whom you blame for the current suffering in the current war in the Gaza Strip? Is it the PA, Hamas, Israel, or the United States	1.Israel	64%	55%	77%
	2.Hamas	7%	5%	9%
	3.The PA	6%	8%	4%
	4.The US	20%	26%	10%
	5.DK/NA	3%	6%	0%

		Total	West Bank	Gaza Strip
Q19) The international media have shown videos and photos of acts it says show that Hamas committed against civilians in Israel, such as killing women and children in their homes. Have you seen some of these videos?	1) Yes	19%	11%	30%
	2) NO	80%	86%	70%
	3) DK/NA	2%	3%	0%
Q19-1) Why didn't you see these videos? Is it because the media you watch didn't show these videos, or did you choose not to watch them even though you were able to watch them, or for some other reason?	1) The media you're watching didn't show them	60%	58%	64%
	2) I didn't want to see them	20%	14%	31%
	3) Other, specify	11%	16%	2%
	4) DK/NA (do not read)	9%	13%	2%
Q20) Do you think Hamas did these things?	1) Yes	4%	3%	7%
	2) NO	93%	94%	90%
	3) DK/NA	3%	3%	3%
Q26) In your opinion, in this war, who will emerge victorious, Hamas or Israel?	1. Hamas	64%	69%	56%
	2. Israel	9%	3%	19%
	3. Neither	18%	19%	17%
	4. DK/NA	9%	9%	8%
Q27) Are you satisfied with South Africa's performance at the International Court of Justice more than a month ago when it filed a case against Israel accusing it of genocide?	1) Yes	78%	79%	76%
	2) NO	19%	16%	23%
	3) DK/NA	3%	5%	1%
Q28) Are you satisfied with the court's decision to accept the case while demanding that Israel stop targeting civilians, facilitate aid access, and demand that Hamas release its detainees or prisoners, but without asking Israel to abide by a ceasefire?	1) Yes	31%	28%	37%
	2) NO	65%	67%	61%
	3) DK/NA	4%	5%	2%
Q29) Based on this South African case, do you expect or do you not expect the International Court of Justice to eventually convict Israel of genocide?	1) Yes I expect that	37%	32%	43%
	2) I don't expect that	59%	62%	56%
	3) DK/NA (do not read)	4%	6%	1%
Q29-1) If the International Court of Justice convicts	1) Yes	23%	22%	26%
	2) NO	72%	72%	72%

		Total	West Bank	Gaza Strip
Israel of genocide, do you think this will contribute to forcing Israel to end its occupation of Palestinian territories in the West Bank and the Gaza Strip?	3) DK/NA	5%	6%	2%
Q29-2) If Israel entered Rafah with tanks to occupy it, do you expect residents and displaced people to rush towards the border with Egypt in search of safety?	1) Yes	40%	50%	24%
	2) NO	51%	45%	60%
	3) DK/NA	9%	5%	15%
Q29-3) If people started a rush towards the Egyptian borders and the separation barrier between Egypt and Rafah collapses, do you expect Egyptian soldiers and police to shoot at Palestinians rushing to cross the border?	1) Yes	61%	55%	68%
	2) NO	33%	35%	30%
	3) DK/NA	6%	9%	2%
Q29-4) (Gaza Strip only) If you see people rushing toward the Egyptian borders and the separation barrier between Egypt and Rafah falling, you think you too would leave your home or shelter to seek safety in the Egyptian territories?	1) Yes	25%	0%	25%
	2) NO	69%	0%	69%
	3) DK/NA	6%	0%	6%
Q108-1) In light of the current war conditions in the Gaza Strip and the ceasefire negotiations, what do you expect to happen in the coming weeks and months?	1) Reaching a permanent ceasefire between Hamas and Israel	40%	50%	27%
	2) Continuation of the war	27%	20%	38%
	3) The expansion of the war in the Middle East and the entry of other regional or international parties more than now	25%	25%	26%
	4) DK/NA (do not read)	7%	5%	9%
Q104) Which post-war scenario in the Gaza Strip do you think is the most realistic?	1) the return of the Palestinian Authority under the leadership of President Abbas,	11%	8%	14%
	2) the return of Hamas,	59%	63%	52%
	3) the establishment of a local authority formed by Israel,	6%	3%	9%
	4) the establishment of multiple armed groups,	4%	3%	5%
	5) the control of tribes and large families,	4%	3%	6%

		Total	West Bank	Gaza Strip
	6) the control of the Israeli army,	6%	4%	8%
	7) other, specify ----- -	1%	2%	0%
	8) DK/NA (do not read)	10%	13%	5%
Q105) Which scenario would you prefer?	1) the return of the Palestinian Authority under the leadership of President Abbas,	18%	9%	33%
	2) the return of Hamas,	63%	66%	59%
	3) the establishment of a local authority formed by Israel,	1%	1%	2%
	4) the establishment of multiple armed groups,	1%	1%	2%
	5) the control of tribes and large families,	4%	4%	4%
	6) the control of the Israeli army,	0%	0%	0%
	7) other, specify ----- -	3%	5%	0%
	8) DK/NA (do not read)	9%	14%	1%
Q106) If Turkey deploys its own armed forces in the Gaza Strip, with Hamas' approval and with international political cover and funding, do you think the residents of the Strip would welcome them or reject these Turkish armed forces?	1) Welcome them	41%	34%	51%
	2) Reject them	54%	57%	48%
	3) DK/NA (do not read)	5%	9%	0%
Q107) A proposal has been submitted for "the-day-after-arrangements" according to which, under the auspices of the United States and an Arab coalition comprising Egypt, Saudi Arabia and Jordan, the Palestinian Authority would be strengthened and revitalized, negotiations based on a two-state solution would begin, and an Arab-Israeli peace and normalization would take place. Are you for or against these arrangements?	1) With	23%	14%	36%
	2) Against	73%	80%	61%
	3) DK/NA (do not read)	4%	6%	2%
0001) International actors can play various roles in helping to address the various aspects of the Palestinian Israeli conflict. Of the following, which	(1) mediation to bring the two sides to the negotiation table	29%	26%	34%
	(2) humanitarian assistance in providing basic needs of refugees and displaced persons	39%	40%	37%

		Total	West Bank	Gaza Strip
aspects of the conflict in your view would benefit the most from an international intervention?	(3) build Palestinian public institutions	6%	5%	8%
	(4) use sanctions to force the parties to observe international law	8%	6%	10%
	(5) provide financial and socio-economic assistance to the PA	11%	13%	9%
	other, specify -----	2%	2%	1%
	(7)) do not know (do not read)	5%	8%	1%
0002) Of the following countries, which one among the Western countries you trust the most in helping Palestine and Israel make peace?	(1) The US	11%	5%	20%
	(2) France	6%	3%	12%
	(3) Canada	8%	7%	9%
	(4) Germany	3%	2%	6%
	(5) other, specify -----	6%	6%	7%
	(6) None of the above	66%	78%	47%
0003) If during negotiations, Israel agrees to make painful concessions to the Palestinian side, would you be willing in this case to support a similar Palestinian position in offering similar concessions to Israel?	1) Yes	33%	24%	46%
	2) NO	63%	70%	52%
	3) DK/NA	4%	6%	2%
0004) Of the following policy measures, which one you think is the most important for the PA leadership to do now to address the current war in Gaza?	(1) Bring about immediate reconciliation and reunification of the West Bank and the Gaza Strip	42%	45%	39%
	(2) form a national unity government to negotiate with Israel and the international community the	36%	33%	42%
	(3) lead the humanitarian service delivery to Gazans in cooperation with Egypt and the international community	14%	15%	12%
	(4) do not know (do not read)	7%	7%	7%
C6) Would you support or oppose the immediate deployment of an international force under the UN flag to temporarily police the Gaza Strip in order to end the current war and bring about an Israeli withdrawal from the Gaza Strip?	1) Yes	33%	43%	17%
	2) NO	62%	53%	76%
	3) DK/NA	6%	4%	8%
C7) Some countries have withheld support from	(1) increasing it	5%	4%	6%
	(2) decreasing it	88%	86%	90%

		Total	West Bank	Gaza Strip
UNRWA because some of its staff have been accused of participating in Hamas' October 7 offensive. Do you think withholding support from UNRWA would contribute to increasing or decreasing the prospects for Palestinian-Israeli peace?	(3) do not know (do not read)	7%	9%	4%
Q30) Which of the following problems are the most pressing for the Palestinians today?	1. The continued war in the Gaza Strip	56%	49%	66%
	2. The Israeli occupation of the West Bank and East Jerusalem	23%	23%	23%
	3. Corruption	8%	10%	5%
	4. The split between the West Bank and the Gaza Strip	5%	4%	5%
	5. Unemployment	6%	10%	0%
	6. Others: specify ---	2%	3%	1%
	7. DK/NA	0%	1%	0%
Q31) (West Bank only) Would you say that these days your security and safety, and that of your family, is assured or not assured?	1) Completely assured	1%	1%	0%
	2) Assured	10%	10%	0%
	3) Not assured	38%	38%	0%
	4) Not assured at all	51%	51%	0%
	5) DK/NA	0%	0%	0%
Q32) If new presidential elections are to take place today, and Mahmud Abbas was nominated by Fateh and Ismail Haniyeh was nominated by Hamas, whom would you vote for?	1) Mahmoud Abbas	22%	13%	28%
	2) Ismael Haniyyah	70%	80%	63%
	4) DK/NA	8%	8%	9%
Q33) And what if the competition was between Marwan Barghouti, Ismail Haniyeh, and Mahmoud Abbas, to whom would you vote?	1. Marwan Barghouti	56%	68%	43%
	2. Ismael Haniyyeh	32%	26%	38%
	3. Mahmud Abbas	11%	3%	18%
	5. DK/NA (do not read)	1%	2%	0%
Q34) And what if the competition was between Marwan Barghouti from Fatah and Ismail Haniyeh from Hamas, to whom would you vote?	1) Marwan Barghouti	62%	70%	53%
	2) Ismael Haniyyah	37%	28%	47%
	4) DK/NA	1%	2%	0%
Q34-1) And what if the competition was between Mustafa Barghouti from Al Mubadara and Ismail Haniyeh from Hamas, to whom would you vote?	1. Mustafa Barghouti	40%	37%	43%
	2) Ismael Haniyyah	56%	56%	56%
	4) DK/NA	4%	7%	1%

		Total	West Bank	Gaza Strip
Q34-2) And what if the competition was between Mohammad Shteyyeh from Fatah and Ismail Haniyeh from Hamas, to whom would you vote?	1. Mohammad Shtayyeh	24%	9%	35%
	2) Ismael Haniyyah	72%	85%	63%
	4) DK/NA	3%	6%	2%
Q36) If new elections agreed to by all factions are held today and the same lists that took part in the last PLC elections were nominated, for whom would you vote?	1) alternative	1%	1%	1%
	2) independent Palestine	4%	4%	3%
	3) Abu Ali Mustafa	1%	0%	1%
	4) Abu al Abbas	1%	1%	0%
	5) freedom and social justice	1%	1%	1%
	6) change and reform	46%	48%	45%
	7) national coalition for justice and democ	0%	0%	1%
	8) third way(headed by salam fayyad)	0%	0%	0%
	9) freedom and independence	1%	0%	1%
	10) Palestinian justice	1%	0%	2%
	11) Fateh	21%	16%	26%
	12) none of the above/ DK/NA/ Do not remember	24%	29%	18%
Q37) From among the following vital national goals, which in your view should the first most important one that the Palestinian people should strive to achieve?	1. Israeli withdrawal to the 1967 borders and the establishm	41%	42%	41%
	2. Obtain the right of return to refugees to their 1948 towns	33%	29%	40%
	3. Establish a democratic political system that respects fre	11%	10%	12%
	4. Build a pious or moral individual and a religious society	13%	16%	8%
	5) DK/NA	1%	2%	0%
	6	1%	1%	0%
Q38) Are you satisfied or not satisfied with the performance of Mahmud Abbas since his election as president of the PA?	1) very satisfied	4%	2%	8%
	2) satisfied	11%	7%	18%
	3) not satisfied	40%	39%	42%
	4) not satisfied at all	40%	50%	26%
	5) DK/NA	4%	3%	5%
Q39) If it is up to you, would you want to have Abbas resign or not resign?	1) Certainly resign	48%	59%	32%
	2) Resign	36%	34%	38%
	3) Not resign	11%	5%	18%
	4) Certainly not resign	3%	2%	5%
	5) DK/NA	2%	0%	6%
Q40) President Abbas says that he will not nominate himself in new presidential elections. If it is up to you,	1) Marwan Barghouti	40%	43%	35%
	2) Ismail Haniyeh	19%	12%	30%
	3) Khaled Meshaal	2%	1%	4%
	4) Mohamed Dahlan	4%	1%	10%

		Total	West Bank	Gaza Strip
who do you want to be the president after him?	5 Yahya Sinwar	10%	14%	4%
	6 Mohamed Shetia	1%	0%	2%
	7 Hussein Sheikh	6%	0%	14%
	8 8) Other:	1%	2%	0%
	9 9) No opinion / I don't know	16%	27%	0%
Q41) Whom do you see as the most deserving of representing the Palestinian people today, is it Hamas who controls the Gaza Strip or Fatah under Abbas leadership in the West Bank?	1) Hamas	49%	51%	46%
	2) Fatah	17%	10%	27%
	3) None of them	29%	30%	28%
	4) Others, specify: -----	1%	2%	0%
	5) DK/NA	4%	7%	0%
Q42) Some people say that the Palestinian Authority has become a burden on the Palestinian people while others say that it is an accomplishment for the Palestinian people. What do you think?	1 The PA is an accomplishment for the Palestinian people	27%	19%	40%
	2 The PA is a burden on the Palestinian people	65%	76%	49%
	3 DK/NA	8%	5%	11%
Q42-0) Prime Minister Mohammad Shtayyeh submitted his resignation to President Abbas after nearly five years in office. In your opinion, will this resignation contribute to reforming the Palestinian Authority?	1) Yes	30%	23%	41%
	2) NO	62%	68%	53%
	3) DK/NA	8%	9%	6%
Q42-1) According to press reports, President Abbas prefers to appoint Mohammad Mustafa, chairman of the Palestine Investment Fund, as prime minister to succeed Mohammad Shtayyeh, while others prefer to appoint former prime minister Salam Fayyad to succeed Shtayyeh. Whom do you prefer?	1) Mohammad Mustafa	10%	7%	15%
	2) Salam Fayyad	22%	16%	32%
	3) None of them	55%	57%	52%
	4) Other (specify: ----- -----)	1%	1%	0%
	5) DK/NA (do not read)	12%	20%	1%
Q42-2) Do you want this new Palestinian government to be a national unity government that comes under the control of a political party, under the control of President Abbas, or alternatively be an	1) Prefer one that comes under the control of a political party	13%	7%	21%
	2) Prefer one that comes under control of president Abbas	12%	4%	23%
	3) Prefer one that is not under the control of political parties or president Abbas	62%	78%	38%

		Total	West Bank	Gaza Strip
independent national unity government made of competent professionals who do not belong to political parties and are not under the control of president Abbas?	4) DK/NA (do not read)	13%	11%	18%
Q43) Do you support or oppose the solution based on the establishment of a Palestinian state alongside Israel, known as the two-state solution?	1. Support	45%	34%	62%
	2. Oppose	51%	62%	36%
	3. DK/NA	3%	4%	2%
Q45) Some believe that the two-state solution, an independent Palestinian state alongside the state of Israel, is no longer viable due to settlement expansion while others believe that it is still viable today as settlements can be dismantled or evacuated when an agreement is reached. What do you think?	1. The two-state solution is no longer viable	61%	63%	57%
	2. The two-state solution remains viable today	37%	34%	40%
	3. DK/NA	3%	3%	3%
Q46) What in your view are the chances for the establishment of an independent Palestinian state next to the state of Israel in the next five years?	1) very low	37%	39%	34%
	Low	36%	34%	38%
	3) Medium	21%	21%	21%
	4) High	6%	6%	6%
	5) very high	1%	1%	0%
	6) DK/NA	0%	0%	1%
00040. Do you support a return to Palestinian-Israeli peace negotiations in order to achieve a two-state solution under international and Arab auspices?	1) Yes	38%	33%	46%
	2) NO	59%	63%	52%
	3) DK/NA	3%	4%	2%
00070. In your opinion, has the war on Gaza since October 7 revived international attention to the Israeli-Palestinian conflict that it could lead to increased recognition of Palestinian statehood?	1) Yes	75%	74%	77%
	2) NO	22%	23%	19%
	3) DK/NA	3%	2%	4%
Q47) Under current conditions, do you support or oppose the following policy options?: Joining	1) Strongly support	24%	19%	31%
	2) support	38%	34%	45%
	3) oppose	29%	35%	19%
	4) Strongly oppose	6%	8%	5%

		Total	West Bank	Gaza Strip
more international organizations	5) DK/NA	3%	4%	0%
Abandon the two -state solution and demand the establishment of one state for Palestinians and Israelis	1) Strongly support	7%	6%	10%
	2) support	16%	16%	18%
	3) oppose	48%	47%	49%
	4) Strongly oppose	25%	26%	23%
	5) DK/NA	3%	5%	1%
Resort to popular non-violent and unarmed resistance	1) Strongly support	12%	8%	17%
	2) support	34%	31%	39%
	3) oppose	39%	40%	36%
	4) Strongly oppose	12%	16%	7%
	5) DK/NA	4%	5%	1%
Return to the armed intifada and confrontations	1) Strongly support	23%	25%	19%
	2) support	32%	34%	28%
	3) oppose	31%	26%	39%
	4) Strongly oppose	9%	7%	12%
	5) DK/NA	5%	8%	1%
Dissolve the Palestinian Authority	1) Strongly support	21%	22%	20%
	2) support	36%	34%	41%
	3) oppose	29%	29%	28%
	4) Strongly oppose	10%	11%	10%
	5) DK/NA	3%	4%	2%
Q49) (West Bank only) This year, settler terrorist acts against Palestinian towns and villages such as Huwara, Turmus' Ayya and Um Safa escalated. Which of the following methods do you think is the most effective in combating this terrorism and at the same time the most viable?	1) The Israeli army should stop settlers' terrorism	23%	23%	0%
	2) The Palestinian police forces should be deployed in the targeted areas to provide protection	23%	23%	0%
	3) Armed groups should be formed by the residents of the targeted areas to protect their areas	41%	41%	0%
	4) Unarmed groups should be formed by the residents of the targeted areas to protect their areas	8%	8%	0%
	5) Others, specify	1%	1%	0%
	6) DK/NA	4%	4%	0%
Q51) Which of the following political parties do you support?	PPP	1%	1%	1%
	PFLP	2%	2%	4%
	Fatah	17%	12%	25%
	Hamas	34%	35%	34%
	DFLP	1%	0%	1%
	PIJ	3%	1%	7%
	Fida	0%	0%	0%
	Al Mubadara	0%	0%	0%
	Indep Islamist	1%	1%	3%
	Indep Nationalist	2%	2%	3%
	Third Way	0%	0%	0%

		Total	West Bank	Gaza Strip
	None of the above	30%	35%	22%
	Others	0%	0%	0%
	Dkk/NA	7%	12%	0%